

Swansea and Cardiff to Hereford, Shrewsbury, Crewe, Manchester, Wrexham, Chester and North Wales

Mondays to Fridays

Operator Days of operation/Notes 1st Class/Reservations/Bus/Ferry Catering facilities	AW A ◇	AW ◇	AW B ◇	AW ◇	AW ◇	VT C 1R 1R	AW 1◇ 1P	AW A ◇	AW ◇ 1	AW D ◇	AW ◇	AW A ◇	AW ◇	AW E ◇	AW 1◇ 1R	AW A ◇	AW F ◇
Fishguard Harbour (FGH)	d																
Milford Haven (MFH)	d																
Pembroke Dock (PMD)	d																
Tenby (TEN)	d																
Carmarthen (CMN)	d																
Llanelli (LLE) 7	d																0446 0512
Swansea (SWA)	d														0543		
Neath (NTH)	d														0555		
Port Talbot Parkway (PTA)	d														0602		
Bridgend (BGN)	d														0619		
Cardiff Central (CDF) 7	d						0433		0519		0548				0646		
Newport (South Wales) (NWP)	d						0452		0538		0602				0659		
Cwmbran (CWM)	d						0503		0549		0612				0710		
Pontypool And New Inn (PPL)	d						0510		0554		0618						
Abergavenny (AGV)	d						0520		0604		0627				0724		
Hereford (HFD) 7	a						0545		0628		0652				0749		
Hereford (HFD) 7	d						0546		0629		0653				0750		
Leominster (LEO)	d						0559		0642		0706				0803		
Ludlow (LUD)	d						0611		0653		0716				0815		
Craven Arms (CRV)	d						0620		0701	0710	0725				0824		0835
Church Stretton (CTT)	d						0630		0709	0721	0733				0834		0847
Shrewsbury (SHR)	a						0647		0725	0738	0749				0850		0903
Shrewsbury (SHR)	d		0531	0537	0616	0622	0647		0727		0749		0819	0827	0851		
Yorton (YRT)	d		0540x			0631x							0829x				
Wem (WEM)	d		0545			0636	0701				0800		0835				
Prees (PRS)	d		0550x			0641x							0840x				
Whitchurch (Shropshire) (WTC)	d		0557			0648	0710				0809		0847		0909		
Wrenbury (WRE)	d		0603x			0654x							0854x				
Nantwich (NAN)	d		0609			0700	0720				0818		0900		0919		
Crewe (CRE) 10	a		0619			0709	0730				0829		0912		0930		
Wilmslow (WML)	a						0749				0850				0950		
Stockport (SPT)	a						0800				0900				1001		
Manchester Piccadilly (MAN) 10	a						0813				0913				1013		
Gobowen (GOB)	d			0554	0634					0745					0845		
Chirk (CRK)	d			0600	0639					0750					0850		
Ruabon (RUA)	d			0606	0646					0757					0857		
Wrexham General (WRX)	d	0540		0613	0654		0703		0740	0803		0840		0907c		0940	
Chester (CTR)	a	0558		0632	0714		0720		0758	0821		0858		0925		0958	
Rhyl (RHL)	a									0856					0959		
Colwyn Bay (CWB)	a									0907					1009		
Llandudno Junction (LLJ)	a									0915					1016		
Llandudno (LLD)	a																
Bangor (Gwynedd) (BNG)	a									0936							
Holyhead (HHD)	a									1014							

For the complete service between West Wales, Swansea and Cardiff see table 126

For the complete service between Cardiff and Newport see table 128

For the complete service between Crewe and Manchester see table 093

For the complete service between Chester and North Wales see table 077

For clarity, the complete service between Shrewsbury and Chester, as shown in table 075, is replicated here




NOTES (see introductory pages for explanation of train operator codes and standard symbols)

- a Arrival time
- d Departure time
- x Stops on request
- c Arrives 4 minutes earlier

- A To Crewe
- B To Liverpool Lime Street
- C To London Euston
- D From Llandrindod
- E From Birmingham International
- F Via Llandrindod

Swansea and Cardiff to Hereford, Shrewsbury, Crewe, Manchester, Wrexham, Chester and North Wales

Mondays to Fridays

Operator Days of operation/Notes 1st Class/Reservations/Bus/Ferry Catering facilities	AW ◇ ⚡	AW ◇ ⚡	AW A ◇	AW ◇	AW E ◇ ⚡	AW ◇ ⚡ ⓧ	AW A ◇	AW ◇ ⚡	AW F ◇	AW ◇ ⚡	AW A ◇	AW ◇	AW E ◇	AW ◇ ⚡ ⓧ	AW A ◇	AW ◇	AW ◇ ⚡
Fishguard Harbour (FGH)  d																	
Milford Haven (MFH) d										0659							0900
Pembroke Dock (PMD) d																	
Tenby (TEN) d																	
Carmarthen (CMN) d		0601								0757							0958
Llanelli (LLE) 7 d		0631							0752f	0826							1027
Swansea (SWA) d									0729	0854							1054
Neath (NTH) d										0906							1106
Port Talbot Parkway (PTA) d		0707								0913							1114
Bridgend (BGN) d		0722								0927							1128
Cardiff Central (CDF) 7 d	0719	0753				0855		0923		0953				1053		1123	1153
Newport (South Wales) (NWP) d	0732	0807				0908		0938		1007				1107		1137	1208
Cwmbran (CWM) d	0743	0817				0919		0948		1017				1118		1148	1218
Pontypool And New Inn (PPL) d	0749	0822						0954								1153	
Abergavenny (AGV) d	0758	0831				0933		1003		1029				1133		1203	1230
Hereford (HFD) 7 a	0822	0855				0958		1027		1054				1158		1228	1254
Hereford (HFD) 7 d	0824	0857				0959		1028		1054				1158		1229	1256
Leominster (LEO) d	0837	0910				1012				1107				1212			1309
Ludlow (LUD) d	0847	0920				1024		1049		1119				1224		1249	1319
Craven Arms (CRV) d	0856	0929						1057	1114	1128						1258	1328
Church Stretton (CTT) d	0904	0937						1106	1125	1137						1306	1336
Shrewsbury (SHR) a	0921	0953				1053		1122	1142	1153				1252		1322	1352
Shrewsbury (SHR) d	0927	0954			1019	1027	1055	1125		1153		1219	1227	1255		1327	1353
Yorton (YRT) d					1029x							1229x					
Wem (WEM) d					1035							1235					
Prees (PRS) d					1040x							1240x					
Whitchurch (Shropshire) (WTC) d		1010			1047					1211		1247					1410
Wrenbury (WRE) d					1054x							1254x					
Nantwich (NAN) d		1019			1100					1220		1300					1419
Crewe (CRE) 10 a		1029			1112		1129			1228		1312		1328			1428
Wilmslow (WML) a		1050				1150				1250				1349			1450
Stockport (SPT) a		1101				1201				1301				1401			1501
Manchester Piccadilly (MAN)  10 a		1113				1213				1313				1413			1513
Gobowen (GOB) d	0945				1045			1142					1245				1345
Chirk (CRK) d	0950				1050			1148					1250				1350
Ruabon (RUA) d	0957				1057			1154					1257				1357
Wrexham General (WRX) d	1003		1038		1103		1140	1201			1240		1303		1340		1403
Chester (CTR) a	1022		1058		1122		1158	1219			1258		1323		1358		1422
Rhyl (RHL) a	1057				1156			1253					1357				1456
Colwyn Bay (CWB) a	1108				1206			1304					1407				1507
Llandudno Junction (LLJ) a	1116				1213			1312					1415				1515
Llandudno (LLD) a																	
Bangor (Gwynedd) (BNG) a	1134							1329									1533
Holyhead (HHD)  a	1216							1407									1612




NOTES (see introductory pages for explanation of train operator codes and standard symbols)

a Arrival time
d Departure time
x Stops on request
f Calls at Llanelli after Swansea

A To Crewe
E From Birmingham International
F Via Llandrindod

Swansea and Cardiff to Hereford, Shrewsbury, Crewe, Manchester, Wrexham, Chester and North Wales

Mondays to Fridays

Operator Days of operation/Notes 1st Class/Reservations/Bus/Ferry Catering facilities	AW A ◇	AW ◇	AW E ◇	AW F ◇	AW 1◇ ⊠	AW A ◇	AW ◇	AW ◇ ⊠	AW A ◇	AW ◇	AW E ◇	AW 1◇ ⊠	AW A ◇	AW ◇	AW ◇ ⊠	AW A ◇	AW ◇
Fishguard Harbour (FGH) 	d															1257	
Milford Haven (MFH)	d							1100									
Pembroke Dock (PMD)	d																
Tenby (TEN)	d																
Carmarthen (CMN)	d							1159								1354	
Llanelli (LLE) 7	d			1102f				1228								1422	
Swansea (SWA)	d			1039				1254								1454	
Neath (NTH)	d							1306								1506	
Port Talbot Parkway (PTA)	d							1313								1514	
Bridgend (BGN)	d							1326								1528	
Cardiff Central (CDF) 7	d				1255		1323	1353				1450		1523	1551		1616
Newport (South Wales) (NWP)	d				1308		1336	1407				1504		1537	1604		1630
Cwmbran (CWM)	d				1319		1346	1417				1514		1547	1614		1640
Pontypool And New Inn (PPL)	d						1352							1553	1620		1645
Abergavenny (AGV)	d				1333		1401	1430				1529		1603	1629		1654
Hereford (HFD) 7 a					1358		1426	1454				1554		1627	1653		1718
Hereford (HFD) 7 d					1359		1427	1456				1555		1628	1655		1720
Leominster (LEO)	d				1412			1509				1608		1641	1708		1732
Ludlow (LUD)	d				1424		1448	1519				1620		1652	1719		1743
Craven Arms (CRV)	d			1414			1456	1528						1700			1752
Church Stretton (CTT)	d				1425		1505	1536						1709			1801
Shrewsbury (SHR)	a				1442	1453		1522	1552			1653		1724	1746		1818
Shrewsbury (SHR)	d		1419	1427		1455		1527	1553			1616	1627	1654		1727	1749
Yorton (YRT)	d		1429x									1626x					
Wem (WEM)	d		1435									1632				1800	
Prees (PRS)	d		1440x									1637x					
Whitchurch (Shropshire) (WTC)	d		1447					1609				1644				1809	1838
Wrenbury (WRE)	d		1454x									1651x					
Nantwich (NAN)	d		1500					1619				1657				1818	1848
Crewe (CRE) 10	a		1512			1528		1629				1712		1728		1829	1858
Wilmslow (WML)	a					1549		1650				1750				1850	
Stockport (SPT)	a					1601		1701				1801				1901	
Manchester Piccadilly (MAN)  10 a						1613		1713				1814				1913	
Gobowen (GOB)	d			1445				1545				1645				1745	
Chirk (CRK)	d			1450				1550				1650				1750	
Ruabon (RUA)	d			1457				1557				1657				1757	
Wrexham General (WRX)	d	1440		1503		1540	1603		1640			1703		1740		1803	1837
Chester (CTR)	a	1458		1523		1558	1622		1658			1723		1758		1822	1857
Rhyl (RHL)	a			1557				1656				1757				1856	
Colwyn Bay (CWB)	a			1607				1707				1807				1907	
Llandudno Junction (LLJ)	a			1614				1715				1814				1915	
Llandudno (LLD)	a																
Bangor (Gwynedd) (BNG)	a							1733								1933	
Holyhead (HHD) 	a							1812								2012	

NOTES (see introductory pages for explanation of train operator codes and standard symbols)

a Arrival time
d Departure time
x Stops on request
f Calls at Llanelli after Swansea

A To Crewe
E From Birmingham International
F Via Llandrindod

Swansea and Cardiff to Hereford, Shrewsbury, Crewe, Manchester, Wrexham, Chester and North Wales

Mondays to Fridays

Operator Days of operation/Notes 1st Class/Reservations/Bus/Ferry Catering facilities	AW E ◇ ⚓	AW ◇	AW ◇ ⚓	AW A ◇	AW F ◇	AW ◇ ⚓	AW ◇	AW ◇ ⚓	AW ◇	AW E ◇	AW ◇	AW ◇ ⚓	AW A ◇	AW ◇	AW F ◇	AW ◇	AW ◇
Fishguard Harbour (FGH)	d																
Milford Haven (MFH)	d							1506									
Pembroke Dock (PMD)	d																
Tenby (TEN)	d																
Carmarthen (CMN)	d							1604									
Llanelli (LLE) 7	d				1511f			1632							1809f		
Swansea (SWA)	d				1449			1657							1747		
Neath (NTH)	d							1709									
Port Talbot Parkway (PTA)	d							1716									
Bridgend (BGN)	d							1729									
Cardiff Central (CDF) 7	d			1655		1722		1753	1823			1853		1938			2010
Newport (South Wales) (NWP)	d			1708		1736		1807	1839			1907		1955			2029
Cwmbran (CWM)	d			1719		1747		1817	1850			1917		2005			2039
Pontypool And New Inn (PPL)	d			1725		1754		1822	1856					2010			2044
Abergavenny (AGV)	d			1736		1805		1832	1907			1932		2020			2054
Hereford (HFD) 7 a	a			1801		1830		1855	1931			1957		2045			2118
Hereford (HFD) 7 d	d			1801		1830		1856	1933			1958		2046			2119
Leominster (LEO)	d			1815				1909				2012		2059			2132
Ludlow (LUD)	d			1827		1852		1920	1953			2024		2109			2143
Craven Arms (CRV)	d				1841			1928	2002					2118	2127		2151
Church Stretton (CTT)	d				1852			1937	2010					2126	2138		2200
Shrewsbury (SHR)	a			1855	1910	1925		1953	2026			2052		2143	2155		2216
Shrewsbury (SHR)	d	1827	1829	1856		1928	1942	1953	2027	2027	2035	2101		2144			2216
Yorton (YRT)	d		1839x								2045x						
Wem (WEM)	d		1845								2051						2228
Prees (PRS)	d		1850x								2056x						
Whitchurch (Shropshire) (WTC)	d		1857					2010			2103						2236
Wrenbury (WRE)	d		1904x								2110x						
Nantwich (NAN)	d		1910					2019	2050		2116						2246
Crewe (CRE) 10 a	a		1921	1928				2029	2100		2127	2137					2255
Wilmslow (WML)	a			1950				2050				2157					2314
Stockport (SPT)	a			2001				2101				2207					2324
Manchester Piccadilly (MAN) 10 a	a			2013				2113				2221					2337
Gobowen (GOB)	d	1845				1946	2000			2045				2202			
Chirk (CRK)	d	1850					2005			2050				2208			
Ruabon (RUA)	d	1857					2012			2057				2214			
Wrexham General (WRX)	d	1903		1940		2000	2018			2105			2140	2221		2238	
Chester (CTR)	a	1923		1958		2018	2038		2123	2125			2158	2240		2256	
Rhyl (RHL)	a	1958				2059								2333			
Colwyn Bay (CWB)	a	2007				2110								2346			
Llandudno Junction (LLJ)	a	2015				2118								2354			
Llandudno (LLD)	a																
Bangor (Gwynedd) (BNG)	a	2032				2135								0018			
Holyhead (HHD)	a	2115				2206								0059			




NOTES (see introductory pages for explanation of train operator codes and standard symbols)

a Arrival time
d Departure time
x Stops on request
f Calls at Llanelli after Swansea

A To Crewe
E From Birmingham International
F Via Llandrindod

Swansea and Cardiff to Hereford, Shrewsbury, Crewe, Manchester, Wrexham, Chester and North Wales

Mondays to Fridays

Operator Days of operation/Notes 1st Class/Reservations/Bus/Ferry	AW G ◇	AW ◇	AW ◇		AW FX ◇	AW FX ◇	AW FX ◇	AW TFM ◇		AW FO ◇	AW FO ◇	AW FO ◇	AW SM ◇
Fishguard Harbour (FGH) 	d												
Milford Haven (MFH)	d												
Pembroke Dock (PMD)	d												
Tenby (TEN)	d												
Cardiff Central (CMN)	d												
Llanelli (LLE) 7	d												
Swansea (SWA)	d												
Neath (NTH)	d												
Port Talbot Parkway (PTA)	d												
Bridgend (BGN)	d												
Cardiff Central (CDF) 7	d		2126			2221	2315	0030			2222	2315	0035
Newport (South Wales) (NWP)	d		2140			2241	2337	0055			2239	2335	0057
Cwmbran (CWM)	d		2150			2252	2347	0106			2250	2345	0108
Pontypool And New Inn (PPL)	d		2155			2257	2353	0112			2255	2351	0114
Abergavenny (AGV)	d		2205			2307	0005a	0121			2305	0003a	0123
Hereford (HFD) 7	a		2230			2332		0146			2330		0148
Hereford (HFD) 7	d		2230			2333					2333		
Leominster (LEO)	d		2243			2346					2346		
Ludlow (LUD)	d		2254			2357					2357		
Craven Arms (CRV)	d		2302			0006					0006		
Church Stretton (CTT)	d		2311			0015					0015		
Shrewsbury (SHR)	a		2328			0030					0031		
Shrewsbury (SHR)	d	2227	2329		2353	0034				2353	0034		
Yorton (YRT)	d		2338x			0043x					0043x		
Wem (WEM)	d		2343			0048					0048		
Prees (PRS)	d		2348x			0053x					0053x		
Whitchurch (Shropshire) (WTC)	d		2355			0100					0100		
Wrenbury (WRE)	d		0001x			0106x					0106x		
Nantwich (NAN)	d		0007			0112					0112		
Crewe (CRE) 10	a		0016			0122					0122		
Wilmslow (WML)	a												
Stockport (SPT)	a												
Manchester Piccadilly (MAN)  10	a	0023g											
Gobowen (GOB)	d	2245			0010					0010			
Chirk (CRK)	d	2250			0016					0016			
Ruabon (RUA)	d	2257			0022					0022			
Wrexham General (WRX)	d	2304	2337		0029					0031e			
Chester (CTR)	a	2321	2359	0041	0047					0049			
Rhyl (RHL)	a												
Colwyn Bay (CWB)	a												
Llandudno Junction (LLJ)	a												
Llandudno (LLD)	a												
Bangor (Gwynedd) (BNG)	a												
Holyhead (HHD) 	a												

NOTES (see introductory pages for explanation of train operator codes and standard symbols)




- a** Arrival time
- d** Departure time
- x** Stops on request
- e** Arrives 3 minutes earlier
- g** Via Warrington Bank Quay

G From Birmingham International to Manchester Piccadilly

- FO** Fridays only
- FX** Not Fridays
- SM** Saturday mornings
- TFM** Tuesday to Friday mornings

Swansea and Cardiff to Hereford, Shrewsbury, Crewe, Manchester, Wrexham, Chester and North Wales

Saturdays

Operator Days of operation/Notes 1st Class/Reservations/Bus/Ferry Catering facilities	AW A ◇	AW ◇	AW B ◇	AW ◇	AW ◇	VT C 11R X	AW ◇ T	AW A ◇	AW D ◇ T	AW E ◇ T	AW ◇	AW F ◇	AW G ◇	AW ◇	AW H ◇	AW 11◇ X	AW A ◇
Fishguard Harbour (FGH) 	d																
Milford Haven (MFH)	d																
Pembroke Dock (PMD)	d																
Tenby (TEN)	d																
Carmarthen (CMN)	d																
Llanelli (LLE) 7	d																
Swansea (SWA)	d																0539
Neath (NTH)	d																0551
Port Talbot Parkway (PTA)	d																0558
Bridgend (BGN)	d																0615
Cardiff Central (CDF) 7	d						0435		0525	0525	0549						0643
Newport (South Wales) (NWP)	d						0448		0538	0538	0602						0657
Cwmbran (CWM)	d						0459		0549	0549	0612						0708
Pontypool And New Inn (PPL)	d						0505		0554	0554	0618						
Abergavenny (AGV)	d						0516		0604	0604	0627						0722
Hereford (HFD) 7	a						0541		0628	0628	0652						0747
Hereford (HFD) 7	d						0541		0629	0629	0653						0748
Leominster (LEO)	d						0555		0642	0642	0706						0801
Ludlow (LUD)	d						0607		0653	0653	0716						0813
Craven Arms (CRV)	d						0616		0701	0701	0725						0822
Church Stretton (CTT)	d						0626		0709	0709	0733						0832
Shrewsbury (SHR)	a						0642		0725	0725	0749						0848
Shrewsbury (SHR)	d		0531	0536	0615		0643		0727	0727	0749				0819	0827	0849
Yorton (YRT)	d		0540x		0628x										0829x		
Wem (WEM)	d		0545		0634		0656				0800				0835		
Prees (PRS)	d		0550x		0639x										0840x		
Whitchurch (Shropshire) (WTC)	d		0557		0647		0706				0809				0847		0907
Wrenbury (WRE)	d		0603x		0653x										0854x		
Nantwich (NAN)	d		0609		0700		0717				0818				0900		0917
Crewe (CRE) 10	a		0619		0711		0728				0829				0912		0928
Wilmslow (WML)	a						0749				0850						0950
Stockport (SPT)	a						0800				0900						1001
Manchester Piccadilly (MAN)  10	a						0814				0913						1013
Gobowen (GOB)	d			0554	0633				0745	0745						0845	
Chirk (CRK)	d			0600	0638				0750	0750						0850	
Ruabon (RUA)	d			0606	0645				0757	0757						0857	
Wrexham General (WRX)	d	0540		0617c	0653		0703	0740	0803	0803		0835	0840			0903	0940
Chester (CTR)	a	0558		0634	0713		0720	0758	0821	0821		0857	0858			0923	0958
Rhyl (RHL)	a								0856	0856						0957	
Colwyn Bay (CWB)	a								0907	0907						1007	
Llandudno Junction (LLJ)	a								0915	0915						1014	
Llandudno (LLD)	a																
Bangor (Gwynedd) (BNG)	a								0934	0939							
Holyhead (HHD) 	a								1012	1023							




NOTES (see introductory pages for explanation of train operator codes and standard symbols)

- a Arrival time
d Departure time
x Stops on request
c Arrives 4 minutes earlier

- A To Crewe
B To Liverpool Lime Street
C To London Euston
D Runs until 12 September
E Runs from 19 September
F Runs from 19 September. To Crewe
G Runs until 12 September. To Crewe
H From Birmingham International

Swansea and Cardiff to Hereford, Shrewsbury, Crewe, Manchester, Wrexham, Chester and North Wales

Saturdays

Operator Days of operation/Notes 1st Class/Reservations/Bus/Ferry Catering facilities	AW J ◇	AW ◇ ⚡	AW ◇ ⚡	AW A ◇	AW ◇	AW H ◇	AW 1◇ ⚡	AW A ◇	AW ◇ ⚡	AW J ◇	AW ◇ ⚡	AW A ◇	AW ◇	AW H ◇ ⚡	AW 1◇ ⚡	AW A ◇	AW ◇ ⚡
Fishguard Harbour (FGH)  d																	
Milford Haven (MFH) d											0659						
Pembroke Dock (PMD) d																	
Tenby (TEN) d																	
Carmarthen (CMN) d			0604								0757						
Llanelli (LLE) 7 d 0512e		0632								0752e	0826						
Swansea (SWA) d 0450										0730	0854						
Neath (NTH) d											0906						
Port Talbot Parkway (PTA) d			0706								0914						
Bridgend (BGN) d			0720								0926						
Cardiff Central (CDF) 7 d		0722	0753				0854		0923		0953				1053		1123
Newport (South Wales) (NWP) d		0736	0807				0907		0938		1007				1107		1137
Cwmbran (CWM) d		0746	0817				0918		0948		1017				1118		1147
Pontypool And New Inn (PPL) d		0752	0822						0954								1153
Abergavenny (AGV) d		0801	0832				0933		1003		1029				1132		1202
Hereford (HFD) 7 a		0825	0856				0958		1027		1054				1157		1227
Hereford (HFD) 7 d		0827	0856				0958		1029		1055				1158		1230
Leominster (LEO) d		0840	0909				1012				1108				1211		
Ludlow (LUD) d		0850	0920				1024		1049		1119				1223		1250
Craven Arms (CRV) d 0834		0859	0928						1058	1114	1127						1259
Church Stretton (CTT) d 0845		0907	0937						1106	1125	1137						1307
Shrewsbury (SHR) a 0901		0922	0953				1052		1122	1142	1153				1252		1322
Shrewsbury (SHR) d		0927	0953		1019	1027	1055		1127		1153		1219	1227	1255		1327
Yorton (YRT) d					1029x								1229x				
Wem (WEM) d					1035								1235				
Prees (PRS) d					1040x								1240x				
Whitchurch (Shropshire) (WTC) d			1010		1047						1210		1247				
Wrenbury (WRE) d					1054x								1254x				
Nantwich (NAN) d			1019		1100						1219		1300				
Crewe (CRE) 10 a			1029		1112		1129				1229		1312		1328		
Wilmslow (WML) a			1050				1150				1250				1349		
Stockport (SPT) a			1101				1201				1301				1401		
Manchester Piccadilly (MAN)  10 a			1113				1213				1313				1413		
Gobowen (GOB) d		0945				1045			1145					1245			1345
Chirk (CRK) d		0950				1050			1150					1250			1350
Ruabon (RUA) d		0957				1057			1157					1257			1357
Wrexham General (WRX) d		1003		1040		1103		1140	1205			1240		1303		1340	1403
Chester (CTR) a		1022		1058		1123		1158	1224			1258		1323		1358	1422
Rhyl (RHL) a		1056				1157			1256					1357			1456
Colwyn Bay (CWB) a		1107				1207			1307					1407			1507
Llandudno Junction (LLJ) a		1115				1214			1315					1414			1515
Llandudno (LLD) a																	
Bangor (Gwynedd) (BNG) a		1133							1334								1533
Holyhead (HHD)  a		1212							1415								1612




NOTES (see introductory pages for explanation of train operator codes and standard symbols)

a Arrival time
d Departure time
x Stops on request
e Calls at Llanelli after Swansea

A To Crewe
H From Birmingham International
J Via Llandrindod

Swansea and Cardiff to Hereford, Shrewsbury, Crewe, Manchester, Wrexham, Chester and North Wales

Saturdays

Operator Days of operation/Notes 1st Class/Reservations/Bus/Ferry Catering facilities	AW ◇ ⚓	AW A ◇	AW ◇	AW H ◇ ⚓	AW J ◇	AW ◇ ⚓ ⓧ	AW A ◇	AW ◇	AW ◇ ⚓	AW A ◇	AW ◇	AW H ◇ ⚓	AW ◇ ⓧ	AW A ◇	AW ◇	AW ◇ ⚓	AW A ◇
Fishguard Harbour (FGH)  d																	1300
Milford Haven (MFH) d	0856								1052								
Pembroke Dock (PMD) d																	
Tenby (TEN) d																	
Carmarthen (CMN) d	0957								1152								1356
Llanelli (LLE) 7 d	1026				1105e				1222								1425
Swansea (SWA) d	1054				1038				1256								1453
Neath (NTH) d	1105								1308								1505
Port Talbot Parkway (PTA) d	1112								1315								1512
Bridgend (BGN) d	1125								1328								1525
Cardiff Central (CDF) 7 d	1153					1253		1325	1353				1453		1524	1553	
Newport (South Wales) (NWP) d	1207					1307		1338	1407				1508		1538	1606	
Cwmbran (CWM) d	1217					1318		1348	1417				1518		1548	1616	
Pontypool And New Inn (PPL) d								1354								1553	1622
Abergavenny (AGV) d	1229					1332		1403	1429				1533		1603	1632	
Hereford (HFD) 7 a	1254					1357		1427	1454				1558		1627	1657	
Hereford (HFD) 7 d	1255					1358		1429	1455				1558		1628	1658	
Leominster (LEO) d	1308					1411			1508				1612		1641	1711	
Ludlow (LUD) d	1319					1423		1449	1519				1624		1652	1722	
Craven Arms (CRV) d	1327				1410			1458	1527							1700	
Church Stretton (CTT) d	1336				1421			1506	1536							1709	
Shrewsbury (SHR) a	1352				1438	1452		1522	1552				1652		1724	1749	
Shrewsbury (SHR) d	1352		1419	1427		1455		1527	1552		1619	1627	1655		1727	1750	
Yorton (YRT) d			1429x								1629x						
Wem (WEM) d			1435								1635					1801	
Prees (PRS) d			1440x								1640x						
Whitchurch (Shropshire) (WTC) d	1409		1447						1609		1647					1810	
Wrenbury (WRE) d			1454x								1654x						
Nantwich (NAN) d	1418		1500						1618		1700					1819	
Crewe (CRE) 10 a	1428		1512			1528			1629		1712		1728			1829	
Wilmslow (WML) a	1450					1549			1650				1750			1850	
Stockport (SPT) a	1501					1601			1701				1801			1901	
Manchester Piccadilly (MAN)  10 a	1513					1613			1713				1813			1913	
Gobowen (GOB) d				1445				1545				1645			1745		
Chirk (CRK) d				1450				1550				1650			1750		
Ruabon (RUA) d				1457				1557				1657			1757		
Wrexham General (WRX) d		1440		1503			1540	1603		1640		1703		1740	1803		1839
Chester (CTR) a		1458		1522			1558	1622		1658		1723		1758	1822		1857
Rhyl (RHL) a				1557				1656				1757			1858		
Colwyn Bay (CWB) a				1607				1707				1807			1909		
Llandudno Junction (LLJ) a				1614				1715				1814			1917		
Llandudno (LLD) a																	
Bangor (Gwynedd) (BNG) a								1733							1936		
Holyhead (HHD)  a								1812							2015		

NOTES (see introductory pages for explanation of train operator codes and standard symbols)

a Arrival time
d Departure time
x Stops on request
e Calls at Llanelli after Swansea

A To Crewe
H From Birmingham International
J Via Llandrindod

Swansea and Cardiff to Hereford, Shrewsbury, Crewe, Manchester, Wrexham, Chester and North Wales

Saturdays

Operator Days of operation/Notes 1st Class/Reservations/Bus/Ferry Catering facilities	AW ◇	AW H ◇ ⚓	AW ◇	AW A ◇ ⚓	AW J ◇	AW ◇	AW ◇	AW ◇	AW ◇	AW H ◇	AW ◇	AW A ◇	AW A ◇ ⚓	AW ◇	AW J ◇	AW ◇	AW ◇
Fishguard Harbour (FGH)	d																
Milford Haven (MFH)	d							1459									
Pembroke Dock (PMD)	d																
Tenby (TEN)	d																
Carmarthen (CMN)	d							1556									
Llanelli (LLE)	d					1512e		1625							1809e		
Swansea (SWA)	d					1450		1650							1748		
Neath (NTH)	d							1701									
Port Talbot Parkway (PTA)	d							1708									
Bridgend (BGN)	d							1721									
Cardiff Central (CDF)	d	1617			1655		1723	1751	1822				1854	1938			2010
Newport (South Wales) (NWP)	d	1631			1708		1736	1805	1836				1907	1955			2027
Cwmbran (CWM)	d	1641			1719		1747	1815	1846				1918	2005			2037
Pontypool And New Inn (PPL)	d	1646			1725		1754	1820	1852					2010			2042
Abergavenny (AGV)	d	1656			1736		1804	1830	1901				1932	2020			2052
Hereford (HFD)	a	1721			1801		1828	1853	1925				1957	2045			2116
Hereford (HFD)	d	1722			1801		1831	1855	1927				1959	2046			2117
Leominster (LEO)	d	1735			1815			1908					2012	2059			2131
Ludlow (LUD)	d	1746			1827			1852	1919	1947			2024	2109			2142
Craven Arms (CRV)	d	1755					1841	1902	1927	1956				2118	2127		2150
Church Stretton (CTT)	d	1803					1852	1910	1936	2004				2126	2138		2159
Shrewsbury (SHR)	a	1819			1856		1909	1925	1952	2026			2053	2142	2201		2214
Shrewsbury (SHR)	d	1821	1828	1829	1856			1927	1952	2027	2028	2035		2058	2144		2215
Yorton (YRT)	d			1839x								2045x					2224x
Wem (WEM)	d			1845								2051					2229
Prees (PRS)	d			1850x								2056x					2234x
Whitchurch (Shropshire) (WTC)	d	1837		1857				2009				2103					2241
Wrenbury (WRE)	d			1904x								2110x					2247x
Nantwich (NAN)	d	1847		1910				2018	2050			2116					2253
Crewe (CRE)	a	1900		1921	1928			2029	2101			2128		2135			2305
Wilmslow (WML)	a			1950				2050						2157			2322
Stockport (SPT)	a			2001				2101						2208			2331
Manchester Piccadilly (MAN)	a			2013				2113						2220			2343
Gobowen (GOB)	d		1846					1944			2046				2202		
Chirk (CRK)	d		1851					1950			2051				2208		
Ruabon (RUA)	d		1858					1956			2058				2214		
Wrexham General (WRX)	d		1904		1940			2003			2104		2140		2221		2240
Chester (CTR)	a	1923	1923		1958			2021		2120	2123		2158		2240		2258
Rhyl (RHL)	a		1957					2059		2201					2320		
Colwyn Bay (CWB)	a		2007					2110		2214					2333		
Llandudno Junction (LLJ)	a		2014					2118		2222					2340		
Llandudno (LLD)	a																
Bangor (Gwynedd) (BNG)	a							2142		2246							
Holyhead (HHD)	a							2221		2325							




NOTES (see introductory pages for explanation of train operator codes and standard symbols)

- a Arrival time
- d Departure time
- x Stops on request
- e Calls at Llanelli after Swansea

- A To Crewe
- H From Birmingham International
- J Via Llandrindod

Swansea and Cardiff to Hereford, Shrewsbury, Crewe, Manchester, Wrexham, Chester and North Wales

Saturdays

Operator Days of operation/Notes 1st Class/Reservations/Bus/Ferry	AW H ◇	AW ◇	AW ◇	AW K ◇	AW ◇	AW ◇	AW ◇
Fishguard Harbour (FGH) 	d						
Milford Haven (MFH)	d						
Pembroke Dock (PMD)	d						
Tenby (TEN)	d						
Carmarthen (CMN)	d						
Llanelli (LLE) 7	d						
Swansea (SWA)	d						
Neath (NTH)	d						
Port Talbot Parkway (PTA)	d						
Bridgend (BGN)	d						
Cardiff Central (CDF) 7	d		2121			2215	2323
Newport (South Wales) (NWP)	d		2135			2234	2342
Cwmbran (CWM)	d		2145			2244	2353
Pontypool And New Inn (PPL)	d		2150			2249	2359
Abergavenny (AGV)	d		2159			2259	0008
Hereford (HFD) 7	a		2223			2323	0033
Hereford (HFD) 7	d		2224			2324	
Leominster (LEO)	d		2237			2337	
Ludlow (LUD)	d		2248			2347	
Craven Arms (CRV)	d		2256			2356	
Church Stretton (CTT)	d		2305			0004	
Shrewsbury (SHR)	a		2321			0020	
Shrewsbury (SHR)	d	2227	2321	2337	2338		
Yorton (YRT)	d			2346x			
Wem (WEM)	d			2350			
Prees (PRS)	d			2355x			
Whitchurch (Shropshire) (WTC)	d			0002			
Wrenbury (WRE)	d			0007x			
Nantwich (NAN)	d			0013			
Crewe (CRE) 10	a		2351	0020			
Wilmslow (WML)	a						
Stockport (SPT)	a						
Manchester Piccadilly (MAN)  10	a						
Gobowen (GOB)	d	2245			2355		
Chirk (CRK)	d	2250			0002		
Ruabon (RUA)	d	2257			0007		
Wrexham General (WRX)	d	2303	2340		0014		
Chester (CTR)	a	2320	2358	0013	0032		
Rhyl (RHL)	a						
Colwyn Bay (CWB)	a						
Llandudno Junction (LLJ)	a						
Llandudno (LLD)	a						
Bangor (Gwynedd) (BNG)	a						
Holyhead (HHD) 	a						

NOTES (see introductory pages for explanation of train operator codes and standard symbols)

a Arrival time
d Departure time
x Stops on request

H From Birmingham International
K From Birmingham New Street

Swansea and Cardiff to Hereford, Shrewsbury, Crewe, Manchester, Wrexham, Chester and North Wales

Sundays until 9 August

Operator Days of operation/Notes 1st Class/Reservations/Bus/Ferry Catering facilities	AW ◇	AW ◇ ⚓	AW ◇ ⚓	AW ◇	AW ◇	AW ◇ ⚓	VT A 118 ⓧ	AW ◇ ⚓	AW ◇	AW ◇	AW B ◇ ⚓	AW ◇ ⚓	AW ◇	AW 118 ⓧ	AW ◇	AW ◇	AW B ◇
Fishguard Harbour (FGH)	d																
Milford Haven (MFH)	d																
Pembroke Dock (PMD)	d																
Tenby (TEN)	d																
Carmarthen (CMN)	d												0835				
Llanelli (LLE) 7	d												0859				
Swansea (SWA)	d							0841					0929		1032		
Neath (NTH)	d							0853					0941		1044		
Port Talbot Parkway (PTA)	d							0900					0949		1051		
Bridgend (BGN)	d							0917					1004		1108		
Cardiff Central (CDF) 7	d					0842		0945					1043		1140		
Newport (South Wales) (NWP)	d					0901		1004					1057		1154		
Cwmbran (CWM)	d					0912		1015					1107		1204		
Pontypool And New Inn (PPL)	d					0917		1021					1113		1211		
Abergavenny (AGV)	d					0927		1031					1123		1221		
Hereford (HFD) 7	a					0952		1055					1149		1246		
Hereford (HFD) 7	d					0953		1057					1151		1248		
Leominster (LEO)	d					1006		1110					1203		1302		
Ludlow (LUD)	d					1017		1121					1214		1314		
Craven Arms (CRV)	d					1025							1223				
Church Stretton (CTT)	d					1034							1232				
Shrewsbury (SHR)	a					1051		1151					1249		1342		
Shrewsbury (SHR)	d	0825	0955	1019	1020		1054		1153		1220	1222	1257		1343		1420
Yorton (YRT)	d	0834x			1029x						1229x						1429x
Wem (WEM)	d	0840			1035						1235						1435
Prees (PRS)	d	0845x			1040x						1240x						1440x
Whitchurch (Shropshire) (WTC)	d	0852			1047						1247						1447
Wrenbury (WRE)	d	0858x			1053x						1253x						1453x
Nantwich (NAN)	d	0905			1100						1300						1500
Crewe (CRE) 10	a	0916	1026		1113		1125	1225			1311		1328		1421		1511
Wilmslow (WML)	a		1047				1148	1248					1349		1451		
Stockport (SPT)	a		1059					1259					1400		1502		
Manchester Piccadilly (MAN) 10	a		1114				1214	1311					1415		1515		
Gobowen (GOB)	d			1037									1240				1440
Chirk (CRK)	d			1042									1246				1445
Ruabon (RUA)	d			1049									1252				1452
Wrexham General (WRX)	d			1056		1130	1206		1240		1259		1332		1430		1459
Chester (CTR)	a			1114		1148	1223		1258		1319		1350		1448		1519
Rhyl (RHL)	a																
Colwyn Bay (CWB)	a																
Llandudno Junction (LLJ)	a																
Llandudno (LLD)	a																
Bangor (Gwynedd) (BNG)	a																
Holyhead (HHD)	a																









NOTES (see introductory pages for explanation of train operator codes and standard symbols)

a Arrival time
d Departure time
x Stops on request

A To London Euston
B From Birmingham International

Swansea and Cardiff to Hereford, Shrewsbury, Crewe, Manchester, Wrexham, Chester and North Wales

Sundays until 9 August









Operator	AW	AW	AW	AW	AW	AW	AW	AW	AW	AW	AW	AW	AW	AW	AW	AW	AW
Days of operation/Notes	◇	◇	◇	◇	◇	◇	◇	◇	◇	◇	◇	◇	◇	◇	◇	◇	◇
1st Class/Reservations/Bus/Ferry	◇	◇	◇	◇	◇	◇	◇	◇	◇	◇	◇	◇	◇	◇	◇	◇	◇
Catering facilities	◇	◇	◇	◇	◇	◇	◇	◇	◇	◇	◇	◇	◇	◇	◇	◇	◇
Fishguard Harbour (FGH) 	d																
Milford Haven (MFH)	d	0933								1123						1327	
Pembroke Dock (PMD)	d																
Tenby (TEN)	d																
Carmarthen (CMN)	d	1034								1231						1428	
Llanelli (LLE) 	d	1058		1132c						1256						1452	1542c
Swansea (SWA)	d	1131		1110						1340			1455			1532	1518
Neath (NTH)	d	1143				1303				1352			1507			1544	
Port Talbot Parkway (PTA)	d	1150				1311				1359			1515			1552	
Bridgend (BGN)	d	1206				1327				1415			1532			1607	
Cardiff Central (CDF) 	d	1240				1330	1351			1455		1522	1555			1641	
Newport (South Wales) (NWP)	d	1254				1344	1404			1509		1536	1609			1655	
Cwmbran (CWM)	d	1304				1354	1415			1519		1546	1619			1706	
Pontypool And New Inn (PPL)	d	1310				1359				1525		1551				1711	
Abergavenny (AGV)	d	1320				1409	1429			1535		1600	1634			1722	
Hereford (HFD) 	a	1344				1434	1453			1605		1625	1700			1745	
Hereford (HFD) 	d	1347				1435	1453			1606		1626	1702			1749	
Leominster (LEO)	d	1400				1449	1507					1639				1802	
Ludlow (LUD)	d	1412				1500	1518			1627		1650	1724			1813	
Craven Arms (CRV)	d	1421		1447		1508						1659				1822	1901
Church Stretton (CTT)	d	1430		1500								1708				1831	1915
Shrewsbury (SHR)	a	1448		1516	1531	1548				1655		1722	1752			1847	1936
Shrewsbury (SHR)	d	1457			1531	1556			1620	1635	1657		1732	1753		1820	1827
Yorton (YRT)	d								1629x							1829x	
Wem (WEM)	d								1635							1835	
Prees (PRS)	d								1640x							1840x	
Whitchurch (Shropshire) (WTC)	d								1647							1847	
Wrenbury (WRE)	d								1653x							1853x	
Nantwich (NAN)	d								1700							1900	
Crewe (CRE) 	a	1528				1627			1712		1729			1828		1912	1927
Wilmslow (WML)	a	1550				1648				1749			1848			1948	
Stockport (SPT)	a	1602				1703				1802			1902			2001	
Manchester Piccadilly (MAN) 	a	1615				1715				1813			1914			2015	
Gobowen (GOB)	d					1549				1653			1749			1845	
Chirk (CRK)	d					1554				1658			1755			1850	
Ruabon (RUA)	d					1601				1705			1801			1857	
Wrexham General (WRX)	d		1530			1607		1643		1712		1750	1809		1839	1906	
Chester (CTR)	a		1548			1625		1701		1730		1808	1826		1856	1925	
Rhyl (RHL)	a					1709							1904			2007	
Colwyn Bay (CWB)	a					1724							1918			2022	
Llandudno Junction (LLJ)	a					1732							1925			2029	
Llandudno (LLD)	a																
Bangor (Gwynedd) (BNG)	a					1756							1949			2053	
Holyhead (HHD) 	a					1836							2019			2128	

NOTES (see introductory pages for explanation of train operator codes and standard symbols)

- a Arrival time
- d Departure time
- x Stops on request
- c Calls at Llanelli after Swansea
- B From Birmingham International
- C Via Llandrindod
- D To Crewe

Swansea and Cardiff to Hereford, Shrewsbury, Crewe, Manchester, Wrexham, Chester and North Wales

Sundays until 9 August

Operator	AW	AW	AW	AW	AW	AW	AW	AW	AW	AW
Days of operation/Notes	◇	◇	B	◇	◇	◇	B	◇	B	◇
1st Class/Reservations/Bus/Ferry	◇	◇	◇	◇	◇	◇	◇	◇	◇	◇
Fishguard Harbour (FGH) 	d									
Milford Haven (MFH)	d			1530						
Pembroke Dock (PMD)	d									
Tenby (TEN)	d									
Carmarthen (CMN)	d			1641						2115
Llanelli (LLE) 	d			1711						2139
Swansea (SWA)	d	1654		1737	1836					2205
Neath (NTH)	d	1706		1748	1848					2216
Port Talbot Parkway (PTA)	d	1713		1756	1856					2224
Bridgend (BGN)	d	1729		1812	1912					2241
Cardiff Central (CDF) 	d	1755		1842	1939			2111		2320
Newport (South Wales) (NWP)	d	1809		1856	1953			2125		2337
Cwmbran (CWM)	d	1820		1907	2007			2135		2347
Pontypool And New Inn (PPL)	d	1826			2012			2140		2353
Abergavenny (AGV)	d	1837		1920	2023			2149		0003
Hereford (HFD) 	a	1902		1944	2049			2213		0029
Hereford (HFD) 	d	1905		1947	2051			2214		
Leominster (LEO)	d	1918		2001	2104			2227		
Ludlow (LUD)	d	1929		2012	2115			2237		
Craven Arms (CRV)	d			2021	2124			2246		
Church Stretton (CTT)	d			2030	2133			2254		
Shrewsbury (SHR)	a	1959		2046	2150			2311		
Shrewsbury (SHR)	d	2003	2024	2054			2231	2311	2348	
Yorton (YRT)	d		2029x					2320x		
Wem (WEM)	d		2035					2325		
Prees (PRS)	d		2040x					2330x		
Whitchurch (Shropshire) (WTC)	d		2047					2337		
Wrenbury (WRE)	d		2053x					2343x		
Nantwich (NAN)	d		2100					2349		
Crewe (CRE) 	a	2035	2112	2127			2301	2358	0020	
Wilmslow (WML)	a	2052		2152						
Stockport (SPT)	a	2103		2203						
Manchester Piccadilly (MAN) 	a	2115		2214						
Gobowen (GOB)	d		2042							
Chirk (CRK)	d		2048							
Ruabon (RUA)	d		2054							
Wrexham General (WRX)	d		2103			2238				
Chester (CTR)	a		2123			2255	2330	0020	0043	
Rhyl (RHL)	a									
Colwyn Bay (CWB)	a									
Llandudno Junction (LLJ)	a									
Llandudno (LLD)	a									
Bangor (Gwynedd) (BNG)	a									
Holyhead (HHD) 	a									




NOTES (see introductory pages for explanation of train operator codes and standard symbols)

a Arrival time
d Departure time
x Stops on request

B From Birmingham International

Swansea and Cardiff to Hereford, Shrewsbury, Crewe, Manchester, Wrexham, Chester and North Wales

Sundays from 16 August to 13 September

Operator Days of operation/Notes 1st Class/Reservations/Bus/Ferry Catering facilities	AW ◇	AW ◇ ⚓	AW ◇ ⚓	AW ◇	AW ◇	AW ◇ ⚓	VT A 118 ⓧ	AW ◇ ⚓	AW ◇	AW ◇	AW B ◇ ⚓	AW ◇ ⚓	AW ◇	AW C ◇	AW ◇ ⚓	AW ◇ ⚓ ⓧ	AW ◇	
Fishguard Harbour (FGH) 	d																	
Milford Haven (MFH)	d																	
Pembroke Dock (PMD)	d																	
Tenby (TEN)	d																	
Carmarthen (CMN)	d																	
Llanelli (LLE) 7	d													0915e				
Swansea (SWA)	d							0841				0950		0853		1047		
Neath (NTH)	d							0852				1001				1059		
Port Talbot Parkway (PTA)	d							0859				1008				1106		
Bridgend (BGN)	d							0915				1025				1123		
Cardiff Central (CDF) 7	d					0842		0939				1052			1114	1148		
Newport (South Wales) (NWP)	d					0901		0958				1106			1128	1202		
Cwmbran (CWM)	d					0912		1009				1117			1138	1212		
Pontypool And New Inn (PPL)	d					0917		1015							1144			
Abergavenny (AGV)	d					0927		1025				1131			1153	1227		
Hereford (HFD) 7	a					0952		1049				1156			1219	1252		
Hereford (HFD) 7	d					0953		1050				1157			1220	1252		
Leominster (LEO)	d					1006		1104				1210				1306		
Ludlow (LUD)	d					1017		1115				1222			1240	1318		
Craven Arms (CRV)	d					1025		1123						1235	1249	1326		
Church Stretton (CTT)	d					1034		1132						1247	1259	1336		
Shrewsbury (SHR)	a					1051		1150				1251		1303	1314	1352		
Shrewsbury (SHR)	d	0825	0938	1019	1020		1054		1150		1220	1222	1255			1326	1353	1420
Yorton (YRT)	d	0834x	0947x		1029x						1229x						1429x	
Wem (WEM)	d	0840	0952		1035						1235						1435	
Prees (PRS)	d	0845x	0957x		1040x						1240x						1440x	
Whitchurch (Shropshire) (WTC)	d	0852	1004		1047			1207			1247					1410	1447	
Wrenbury (WRE)	d	0858x	1010x		1053x						1253x						1453x	
Nantwich (NAN)	d	0905	1016		1100			1216			1300					1420	1500	
Crewe (CRE) 10	a	0916	1026		1113		1125	1226			1311		1328			1431	1511	
Wilmslow (WML)	a		1047				1148	1248					1350				1451	
Stockport (SPT)	a		1059					1259					1401				1502	
Manchester Piccadilly (MAN)  10	a		1114				1214	1311					1415				1515	
Gobowen (GOB)	d			1037							1240					1344		
Chirk (CRK)	d			1042							1246					1349		
Ruabon (RUA)	d			1049							1252					1356		
Wrexham General (WRX)	d			1056		1130	1206		1240		1259		1332			1403		
Chester (CTR)	a			1114		1148	1223		1258		1319		1350			1420		
Rhyl (RHL)	a																	
Colwyn Bay (CWB)	a																	
Llandudno Junction (LLJ)	a																	
Llandudno (LLD)	a																	
Bangor (Gwynedd) (BNG)	a																	
Holyhead (HHD) 	a																	




NOTES (see introductory pages for explanation of train operator codes and standard symbols)

- a Arrival time
- d Departure time
- x Stops on request
- e Calls at Llanelli after Swansea

- A To London Euston
- B From Birmingham International
- C Via Llandrindod

Swansea and Cardiff to Hereford, Shrewsbury, Crewe, Manchester, Wrexham, Chester and North Wales

Sundays from 16 August to 13 September

Operator Days of operation/Notes 1st Class/Reservations/Bus/Ferry Catering facilities	AW B ◇	AW ◇ ⚡	AW ◇	AW C ◇	AW ◇ ⚡	AW ◇	AW ◇ ⚡	AW ◇	AW B ◇	AW ◇ ⚡	AW ◇	AW ◇ ⚡	AW ◇ ⚡	AW D ◇	AW ◇	AW B ◇	AW ◇ ⚡
Fishguard Harbour (FGH) 	d																
Milford Haven (MFH)	d						1058			1150							1341
Pembroke Dock (PMD)	d																
Tenby (TEN)	d																
Carmarthen (CMN)	d						1159			1249							1442
Llanelli (LLE) 7	d			1127e			1228			1318							1510
Swansea (SWA)	d		1150	1105			1253			1341			1446				1535
Neath (NTH)	d		1202				1305			1353			1458				1547
Port Talbot Parkway (PTA)	d		1209				1313			1401			1506				1554
Bridgend (BGN)	d		1228				1329			1417			1523				1611
Cardiff Central (CDF) 7	d		1252		1330		1351			1453		1522	1548				1641
Newport (South Wales) (NWP)	d		1307		1344		1404			1506		1535	1602				1655
Cwmbran (CWM)	d		1318		1354		1415			1517		1545	1612				1706
Pontypool And New Inn (PPL)	d				1359					1523		1551					1712
Abergavenny (AGV)	d		1332		1409		1428			1533		1600	1627				1722
Hereford (HFD) 7	a		1356		1433		1452			1603		1625	1651				1746
Hereford (HFD) 7	d		1402		1434		1453			1606		1629	1702				1748
Leominster (LEO)	d		1415				1506			1619							1802
Ludlow (LUD)	d		1427		1455		1517			1629		1650	1724				1813
Craven Arms (CRV)	d			1447	1503		1525					1659	1733				1822
Church Stretton (CTT)	d			1500	1512		1534					1708					1831
Shrewsbury (SHR)	a		1454	1516	1527		1550			1657		1722	1755				1846
Shrewsbury (SHR)	d	1422	1455		1529		1550	1620	1635	1658		1731	1757			1820	1827
Yorton (YRT)	d							1629x								1829x	
Wem (WEM)	d							1635								1835	
Prees (PRS)	d							1640x								1840x	
Whitchurch (Shropshire) (WTC)	d					1607	1647					1814				1847	
Wrenbury (WRE)	d						1653x									1853x	
Nantwich (NAN)	d						1616	1700					1825			1900	
Crewe (CRE) 10	a		1528				1627	1712		1729		1835	1912				1927
Wilmslow (WML)	a		1550				1648			1749			1852				1948
Stockport (SPT)	a		1602				1703			1802			1903				2001
Manchester Piccadilly (MAN) 	a		1615				1715			1814			1914				2015
Gobowen (GOB)	d	1440			1546				1653			1748				1845	
Chirk (CRK)	d	1445			1552				1658			1754				1850	
Ruabon (RUA)	d	1452			1558				1705			1800				1857	
Wrexham General (WRX)	d	1459		1530	1606	1628			1712		1750	1808		1839		1906	
Chester (CTR)	a	1519		1547	1624	1646			1730		1808	1826		1856		1925	
Rhyl (RHL)	a											1905				2007	
Colwyn Bay (CWB)	a											1919				2022	
Llandudno Junction (LLJ)	a											1926				2029	
Llandudno (LLD)	a																
Bangor (Gwynedd) (BNG)	a											1949				2053	
Holyhead (HHD) 	a											2022				2128	

NOTES (see introductory pages for explanation of train operator codes and standard symbols)

- a Arrival time
- d Departure time
- x Stops on request
- e Calls at Llanelli after Swansea
- B From Birmingham International
- C Via Llandrindod
- D To Crewe

Swansea and Cardiff to Hereford, Shrewsbury, Crewe, Manchester, Wrexham, Chester and North Wales

Sundays from 16 August to 13 September

Operator	AW	AW	AW	AW	AW	AW	AW	AW	AW	AW	AW	AW
Days of operation/Notes	◇	◇	◇	◇	◇	◇	◇	◇	◇	◇	◇	◇
1st Class/Reservations/Bus/Ferry	◇	◇	◇	◇	◇	◇	◇	◇	◇	◇	◇	◇
Fishguard Harbour (FGH)	d											
Milford Haven (MFH)	d		1503			1604						2046
Pembroke Dock (PMD)	d											
Tenby (TEN)	d											
Carmarthen (CMN)	d		1603			1702						2145
Llanelli (LLE) 7	d	1542e	1632			1730						2215
Swansea (SWA)	d	1518	1654			1755						2237
Neath (NTH)	d		1706			1807						2249
Port Talbot Parkway (PTA)	d		1713			1814						2256
Bridgend (BGN)	d		1729			1830						2312
Cardiff Central (CDF) 7	d	1716	1754			1853	1949			2111		2334
Newport (South Wales) (NWP)	d	1730	1808			1907	2002			2125		2347
Cwmbran (CWM)	d	1741	1818			1922	2012			2135		2358
Pontypool And New Inn (PPL)	d	1747	1824				2018			2140		0003
Abergavenny (AGV)	d	1757	1833			1935	2027			2149		0013
Hereford (HFD) 7	a	1821	1857			1959	2051			2213		0036
Hereford (HFD) 7	d	1822	1859			2002	2052			2214		
Leominster (LEO)	d		1912			2015	2105			2227		
Ludlow (LUD)	d	1843	1923			2026	2116			2237		
Craven Arms (CRV)	d		1901	1932			2124			2246		
Church Stretton (CTT)	d		1915	1943			2133			2254		
Shrewsbury (SHR)	a	1910	1936	1959		2053	2149			2311		
Shrewsbury (SHR)	d	1926		2000	2020	2024	2054	2149		2231	2311	2348
Yorton (YRT)	d				2029x						2320x	
Wem (WEM)	d				2035						2325	
Prees (PRS)	d				2040x						2330x	
Whitchurch (Shropshire) (WTC)	d		2016	2047							2337	
Wrenbury (WRE)	d			2053x							2343x	
Nantwich (NAN)	d		2026	2100							2349	
Crewe (CRE) 10	a		2035	2112		2127	2218		2301	2358	0020	
Wilmslow (WML)	a		2052			2152						
Stockport (SPT)	a		2103			2203						
Manchester Piccadilly (MAN) 10	a		2115			2214						
Gobowen (GOB)	d	1944			2042							
Chirk (CRK)	d	1950			2048							
Ruabon (RUA)	d	1956			2054							
Wrexham General (WRX)	d	2008c			2103			2238				
Chester (CTR)	a	2026			2123		2239	2255	2330	0022	0043	
Rhyl (RHL)	a	2104										
Colwyn Bay (CWB)	a	2118										
Llandudno Junction (LLJ)	a	2126										
Llandudno (LLD)	a											
Bangor (Gwynedd) (BNG)	a	2151										
Holyhead (HHD)	a	2221										

NOTES (see introductory pages for explanation of train operator codes and standard symbols)

- a** Arrival time
- d** Departure time
- x** Stops on request
- c** Arrives 5 minutes earlier
- e** Calls at Llanelli after Swansea

- B** From Birmingham International
- C** Via Llandrindod

Swansea and Cardiff to Hereford, Shrewsbury, Crewe, Manchester, Wrexham, Chester and North Wales

Sundays from 20 September

Operator Days of operation/Notes 1st Class/Reservations/Bus/Ferry Catering facilities	AW ◇	AW ◇ ⚓	AW ◇ ⚓	AW ◇	AW ◇	AW ◇ ⚓	VT A 118 ⓧ	AW ◇ ⚓	AW ◇	AW ◇	AW B ◇ ⚓	AW ◇ ⚓	AW ◇	AW 118 ⓧ	AW ◇	AW ◇	AW B ◇
Fishguard Harbour (FGH)	d																
Milford Haven (MFH)	d																
Pembroke Dock (PMD)	d																
Tenby (TEN)	d																
Carmarthen (CMN)	d																
Llanelli (LLE) 7	d																
Swansea (SWA)	d							0841				0930		1032			
Neath (NTH)	d							0853				0942		1044			
Port Talbot Parkway (PTA)	d							0900				0949		1051			
Bridgend (BGN)	d							0917				1005		1108			
Cardiff Central (CDF) 7	d					0842		0945				1043		1140			
Newport (South Wales) (NWP)	d					0901		1004				1057		1154			
Cwmbran (CWM)	d					0912		1015				1107		1205			
Pontypool And New Inn (PPL)	d					0917		1021				1113		1212			
Abergavenny (AGV)	d					0927		1031				1123		1222			
Hereford (HFD) 7	a					0952		1055				1149		1247			
Hereford (HFD) 7	d					0953		1057				1151		1248			
Leominster (LEO)	d					1006		1110				1203		1302			
Ludlow (LUD)	d					1017		1121				1214		1314			
Craven Arms (CRV)	d					1025						1223					
Church Stretton (CTT)	d					1034						1232					
Shrewsbury (SHR)	a					1051		1151				1249		1342			
Shrewsbury (SHR)	d	0825	0955	1019	1020		1054		1153		1220	1222	1257		1343		1420
Yorton (YRT)	d	0834x			1029x						1229x						1429x
Wem (WEM)	d	0840			1035						1235						1435
Prees (PRS)	d	0845x			1040x						1240x						1440x
Whitchurch (Shropshire) (WTC)	d	0852			1047						1247						1447
Wrenbury (WRE)	d	0858x			1053x						1253x						1453x
Nantwich (NAN)	d	0905			1100						1300						1500
Crewe (CRE) 10	a	0916	1026		1113		1125		1225		1311		1328		1421		1511
Wilmslow (WML)	a		1047				1148		1248				1349		1451		
Stockport (SPT)	a		1059						1259				1400		1502		
Manchester Piccadilly (MAN) 10	a		1114				1214		1311				1415		1515		
Gobowen (GOB)	d			1037								1240					1440
Chirk (CRK)	d			1042								1246					1445
Ruabon (RUA)	d			1049								1252					1452
Wrexham General (WRX)	d			1056		1130		1206		1240		1259		1332		1430	1459
Chester (CTR)	a			1114		1148		1223		1258		1319		1350		1448	1519
Rhyl (RHL)	a																
Colwyn Bay (CWB)	a																
Llandudno Junction (LLJ)	a																
Llandudno (LLD)	a																
Bangor (Gwynedd) (BNG)	a																
Holyhead (HHD)	a																









NOTES (see introductory pages for explanation of train operator codes and standard symbols)

a Arrival time
d Departure time
x Stops on request

A To London Euston
B From Birmingham International

Swansea and Cardiff to Hereford, Shrewsbury, Crewe, Manchester, Wrexham, Chester and North Wales

Sundays from 20 September









Operator	AW	AW	AW	AW	AW	AW	AW	AW	AW	AW	AW	AW	AW	AW	AW	AW	AW
Days of operation/Notes	◇	◇	◇	◇	◇	◇	◇	◇	◇	◇	◇	◇	◇	◇	◇	◇	◇
1st Class/Reservations/Bus/Ferry	◇	◇	◇	◇	◇	◇	◇	◇	◇	◇	◇	◇	◇	◇	◇	◇	◇
Catering facilities	◇	◇	◇	◇	◇	◇	◇	◇	◇	◇	◇	◇	◇	◇	◇	◇	◇
Fishguard Harbour (FGH) 	d																
Milford Haven (MFH)	d									1123						1327	
Pembroke Dock (PMD)	d																
Tenby (TEN)	d																
Carmarthen (CMN)	d	1034								1231						1428	
Llanelli (LLE) 	d	1058		1132c						1256						1452	1542c
Swansea (SWA)	d	1131		1110						1340			1455			1532	1518
Neath (NTH)	d	1143				1303				1352			1507			1544	
Port Talbot Parkway (PTA)	d	1150				1311				1359			1515			1552	
Bridgend (BGN)	d	1206				1327				1415			1532			1607	
Cardiff Central (CDF) 	d	1240				1330				1455		1522	1555			1641	
Newport (South Wales) (NWP)	d	1254				1344	1404			1509		1536	1609			1655	
Cwmbran (CWM)	d	1304				1354	1415			1519		1546	1620			1705	
Pontypool And New Inn (PPL)	d	1310				1359				1525		1551				1711	
Abergavenny (AGV)	d	1320				1409	1429			1535		1600	1634			1721	
Hereford (HFD) 	a	1344				1434	1453			1605		1625	1700			1745	
Hereford (HFD) 	d	1347				1435	1453			1606		1626	1702			1749	
Leominster (LEO)	d	1400				1449	1507					1639				1802	
Ludlow (LUD)	d	1412				1500	1518			1627		1650	1724			1813	
Craven Arms (CRV)	d	1421				1447	1508					1659				1822	1901
Church Stretton (CTT)	d	1430				1500						1708				1831	1915
Shrewsbury (SHR)	a	1448				1516	1531	1548		1655		1722	1752			1847	1936
Shrewsbury (SHR)	d	1457				1531	1556			1620	1635	1657		1732	1753		
Yorton (YRT)	d									1629x						1829x	
Wem (WEM)	d									1635						1835	
Prees (PRS)	d									1640x						1840x	
Whitchurch (Shropshire) (WTC)	d									1647						1847	
Wrenbury (WRE)	d									1653x						1853x	
Nantwich (NAN)	d									1700						1900	
Crewe (CRE) 	a	1528					1627			1712				1828		1912	
Wilmslow (WML)	a	1550					1648			1749				1848			1948
Stockport (SPT)	a	1602					1703			1802				1902			2001
Manchester Piccadilly (MAN) 	a	1615					1715			1814				1914			2015
Gobowen (GOB)	d					1549				1653			1749			1845	
Chirk (CRK)	d					1554				1658			1755			1850	
Ruabon (RUA)	d					1601				1705			1801			1857	
Wrexham General (WRX)	d		1530			1607		1643		1712		1750	1809		1839	1906	
Chester (CTR)	a		1548			1625		1701		1730		1808	1826		1856	1925	
Rhyl (RHL)	a					1709							1904			2007	
Colwyn Bay (CWB)	a					1724							1918			2022	
Llandudno Junction (LLJ)	a					1732							1925			2029	
Llandudno (LLD)	a																
Bangor (Gwynedd) (BNG)	a					1756							1949			2053	
Holyhead (HHD) 	a					1836							2019			2128	

NOTES (see introductory pages for explanation of train operator codes and standard symbols)

- a Arrival time
- d Departure time
- x Stops on request
- c Calls at Llanelli after Swansea
- B From Birmingham International
- C Via Llandrindod
- D To Crewe

Swansea and Cardiff to Hereford, Shrewsbury, Crewe, Manchester, Wrexham, Chester and North Wales

Sundays from 20 September

Operator	AW	AW	AW	AW	AW	AW	AW	AW	AW	AW
Days of operation/Notes	◇	◇	B	◇	◇	◇	B	◇	B	◇
1st Class/Reservations/Bus/Ferry	◇	◇	◇	◇	◇	◇	◇	◇	◇	◇
Fishguard Harbour (FGH) 	d									
Milford Haven (MFH)	d			1530						
Pembroke Dock (PMD)	d									
Tenby (TEN)	d									
Carmarthen (CMN)	d			1641						2115
Llanelli (LLE) 	d			1711						2139
Swansea (SWA)	d	1654		1737	1836					2205
Neath (NTH)	d	1706		1748	1848					2216
Port Talbot Parkway (PTA)	d	1713		1756	1856					2224
Bridgend (BGN)	d	1729		1812	1912					2241
Cardiff Central (CDF) 	d	1755		1842	1939			2111		2320
Newport (South Wales) (NWP)	d	1809		1856	1953			2125		2337
Cwmbran (CWM)	d	1820		1907	2006			2135		2347
Pontypool And New Inn (PPL)	d	1826			2012			2140		2353
Abergavenny (AGV)	d	1837		1920	2022			2149		0003
Hereford (HFD) 	a	1902		1944	2045			2213		0029
Hereford (HFD) 	d	1905		1947	2047			2214		
Leominster (LEO)	d	1918		2001	2100			2227		
Ludlow (LUD)	d	1929		2012	2111			2237		
Craven Arms (CRV)	d			2021	2120			2246		
Church Stretton (CTT)	d			2030	2129			2254		
Shrewsbury (SHR)	a	1959		2046	2146			2311		
Shrewsbury (SHR)	d	2003	2024	2053			2231	2311	2348	
Yorton (YRT)	d		2029x					2320x		
Wem (WEM)	d		2035					2325		
Prees (PRS)	d		2040x					2330x		
Whitchurch (Shropshire) (WTC)	d		2047					2337		
Wrenbury (WRE)	d		2053x					2343x		
Nantwich (NAN)	d		2100					2349		
Crewe (CRE) 	a	2035	2112	2127			2301	2358	0020	
Wilmslow (WML)	a	2052		2152						
Stockport (SPT)	a	2103		2203						
Manchester Piccadilly (MAN) 	a	2115		2214						
Gobowen (GOB)	d		2042							
Chirk (CRK)	d		2048							
Ruabon (RUA)	d		2054							
Wrexham General (WRX)	d		2103			2238				
Chester (CTR)	a		2123			2255	2330	0020	0043	
Rhyl (RHL)	a									
Colwyn Bay (CWB)	a									
Llandudno Junction (LLJ)	a									
Llandudno (LLD)	a									
Bangor (Gwynedd) (BNG)	a									
Holyhead (HHD) 	a									

NOTES (see introductory pages for explanation of train operator codes and standard symbols)

a Arrival time
d Departure time
x Stops on request

B From Birmingham International

North Wales, Chester, Wrexham, Manchester and Crewe to Shrewsbury, Hereford, Cardiff and Swansea

Mondays to Fridays

Operator Days of operation/Notes 1st Class/Reservations/Bus/Ferry Catering facilities	AW A ◇	AW ◇	AW B ◇	AW ◇	AW 1◇ CP	AW C ◇	AW ◇	AW ◇	AW B ◇	AW ◇ T	AW ◇	AW B ◇	AW 1◇ X	AW D ◇	AW 1◇ X	AW B ◇	AW B ◇
Holyhead (HHD)	d										0427				0526		
Bangor (Gwynedd) (BNG)	d										0501				0555		
Llandudno (LLD)	d																
Llandudno Junction (LLJ)	d										0521				0614		
Colwyn Bay (CWB)	d										0527				0621		
Rhyl (RHL)	d										0541				0632		
Chester (CTR)	d		0418						0526		0619			0703	0716		0725
Wrexham General (WRX)	d								0545		0634			0721a	0731		0747
Ruabon (RUA)	d								0552		0641						0754
Chirk (CRK)	d								0559		0647						0800
Gobowen (GOB)	d								0604		0653						0806
Manchester Piccadilly (MAN)	d												0627				
Stockport (SPT)	d												0637				
Wilmslow (WML)	d												0647				
Crewe (CRE)	d		0441		0507		0519		0554		0638	0709				0733	
Nantwich (NAN)	d						0526		0601		0646	0717				0740	
Wrenbury (WRE)	d						0532x				0652x					0746x	
Whitchurch (Shropshire) (WTC)	d						0539		0611		0659					0754	
Prees (PRS)	d						0545x				0705x					0800x	
Wem (WEM)	d						0550		0620		0710					0805	
Yorton (YRT)	d						0555x				0715x					0810x	
Shrewsbury (SHR)	a		0514		0537		0605		0627	0632	0713	0725	0743		0805	0824	0826
Shrewsbury (SHR)	d	0430		0515	0537	0554	0610		0635	0713		0743			0809		
Church Stretton (CTT)	d	0448			0553	0612	0624		0650	0727		0759					
Craven Arms (CRV)	d	0456a			0602	0622	0632		0658	0735		0808					
Ludlow (LUD)	d			0541	0611		0641		0706	0744		0817			0837		
Leominster (LEO)	d			0551	0622		0651		0717	0754		0828					
Hereford (HFD)	a			0606	0637		0706		0731	0809		0844			0859		
Hereford (HFD)	d		0530	0607	0638		0710		0732	0810		0844			0902		
Abergavenny (AGV)	d		0552	0632	0701		0734		0755	0832		0907					
Pontypool And New Inn (PPL)	d		0601	0642	0712		0743		0805	0842		0918					
Cwmbran (CWM)	d		0606	0648	0718		0748		0811	0847		0924					
Newport (South Wales) (NWP)	a		0619	0659	0729		0758		0822	0901		0936			0942		
Cardiff Central (CDF)	a		0634	0715	0745		0816		0844	0918		0952			0957		
Bridgend (BGN)	a			0743					0909								
Port Talbot Parkway (PTA)	a			0754					0921								
Neath (NTH)	a			0801					0927								
Swansea (SWA)	a			0817		0951c			0942								
Llanelli (LLE)	a			0834		0926			1001								
Carmarthen (CMN)	a			0858					1033								
Tenby (TEN)	a																
Pembroke Dock (PMD)	a																
Milford Haven (MFH)	a								1135								
Fishguard Harbour (FGH)	a			0956													

NOTES (see introductory pages for explanation of train operator codes and standard symbols)

- a Arrival time
- d Departure time
- x Stops on request
- c Calls at Swansea after Llanelli

- A To Llandrindod
- B To Birmingham International
- C Via Llandrindod
- D From Crewe

North Wales, Chester, Wrexham, Manchester and Crewe to Shrewsbury, Hereford, Cardiff and Swansea

Mondays to Fridays

Operator Days of operation/Notes 1st Class/Reservations/Bus/Ferry Catering facilities	AW C ◇	AW D ◇	AW ◇ ⚡	AW ◇	AW 1◇ ⚡	AW D ◇	AW ◇	AW B ◇ ⚡	AW D ◇	AW ◇ ⚡	AW ◇	AW C ◇	AW D ◇	AW 1◇ ⚡	AW ◇	AW B ◇	AW D ◇
Holyhead (HHD)	d			0625				0723				0825					
Bangor (Gwynedd) (BNG)	d			0704				0808				0905					
Llandudno (LLD)	d																
Llandudno Junction (LLJ)	d			0725				0826				0926				1026	
Colwyn Bay (CWB)	d			0731				0832				0932				1032	
Rhyl (RHL)	d			0741				0842				0942				1042	
Chester (CTR)	d	0744		0820		0849		0924	0944		1022		1044			1121	1144
Wrexham General (WRX)	d	0800a		0834		0907a		0942	1000a		1037		1102a			1140	1200a
Ruabon (RUA)	d			0841				0950			1044					1148	
Chirk (CRK)	d			0848				0957			1050					1155	
Gobowen (GOB)	d			0853				1004			1056					1202	
Manchester Piccadilly (MAN)	d			0730		0830				0930				1030			
Stockport (SPT)	d			0739		0839				0939				1039			
Wilmslow (WML)	d			0747		0848				0947				1048			
Crewe (CRE)	d			0810		0910		0919		1010				1110		1119	
Nantwich (NAN)	d			0818				0926		1018						1126	
Wrenbury (WRE)	d							0933x								1133x	
Whitchurch (Shropshire) (WTC)	d			0828				0941		1028						1141	
Prees (PRS)	d							0948x								1148x	
Wem (WEM)	d							0954								1154	
Yorton (YRT)	d							0959x								1159x	
Shrewsbury (SHR)	a			0846	0912	0940		1012	1022		1046	1114		1141	1212	1224	
Shrewsbury (SHR)	d	0835		0849	0913	0940				1047	1115	1131		1144			
Church Stretton (CTT)	d	0853		0904	0927					1101	1130	1149					
Craven Arms (CRV)	d	0902		0912	0935					1109	1138	1158					
Ludlow (LUD)	d			0921	0944	1008				1118	1147				1213		
Leominster (LEO)	d			0931	0954	1019				1128					1224		
Hereford (HFD)	a			0947	1009	1035				1143	1209				1240		
Hereford (HFD)	d			0948	1009	1035				1143	1209				1245		
Abergavenny (AGV)	d			1010	1031	1059				1205	1231				1310		
Pontypool And New Inn (PPL)	d				1041						1241						
Cwmbran (CWM)	d			1022	1046	1112				1218	1246				1324		
Newport (South Wales) (NWP)	a			1033	1058	1123				1230	1258				1337		
Cardiff Central (CDF)	a			1049	1116	1138				1244	1315				1353		
Bridgend (BGN)	a			1109						1308							
Port Talbot Parkway (PTA)	a			1121						1319							
Neath (NTH)	a			1128						1326							
Swansea (SWA)	a	1303c		1143						1341		1600c					
Llanelli (LLE)	a	1237		1205						1401		1530					
Carmarthen (CMN)	a			1239						1433							
Tenby (TEN)	a																
Pembroke Dock (PMD)	a																
Milford Haven (MFH)	a			1339													
Fishguard Harbour (FGH)	a									1531							

NOTES (see introductory pages for explanation of train operator codes and standard symbols)

- a Arrival time
- d Departure time
- x Stops on request
- c Calls at Swansea after Llanelli

- B To Birmingham International
- C Via Llandrindod
- D From Crewe

North Wales, Chester, Wrexham, Manchester and Crewe to Shrewsbury, Hereford, Cardiff and Swansea

Mondays to Fridays

Operator	AW	AW	AW	AW	AW	AW	AW	AW	AW	AW	AW	AW	AW	AW	AW	AW	AW
Days of operation/Notes	◇	◇	◇	◇	◇	◇	◇	◇	◇	◇	◇	◇	◇	◇	◇	◇	◇
1st Class/Reservations/Bus/Ferry	◇	◇	◇	◇	◇	◇	◇	◇	◇	◇	◇	◇	◇	◇	◇	◇	◇
Catering facilities	◇	◇	◇	◇	◇	◇	◇	◇	◇	◇	◇	◇	◇	◇	◇	◇	◇
Holyhead (HHD)	d	1033								1225							1425
Bangor (Gwynedd) (BNG)	d	1113								1305							1505
Llandudno (LLD)	d																
Llandudno Junction (LLJ)	d	1131					1226			1326				1426			1526
Colwyn Bay (CWB)	d	1137					1232			1332				1432			1532
Rhyl (RHL)	d	1147					1242			1342				1442			1542
Chester (CTR)	d	1227		1244			1322	1344		1422		1444		1522	1544		1622
Wrexham General (WRX)	d	1241		1300a			1340	1400a		1437		1500a		1540	1600a		1637
Ruabon (RUA)	d	1248					1348			1444				1548			1644
Chirk (CRK)	d	1255					1355			1450				1555			1650
Gobowen (GOB)	d	1300					1402			1456				1602			1656
Manchester Piccadilly (MAN)	d	1130		1230					1330		1430						1530
Stockport (SPT)	d	1139		1239					1339		1439						1539
Wilmslow (WML)	d	1147		1248					1347		1448						1549
Crewe (CRE)	d	1210		1310			1319		1410		1510			1519			1610
Nantwich (NAN)	d	1217					1326		1417					1526			1617
Wrenbury (WRE)	d						1333x							1533x			
Whitchurch (Shropshire) (WTC)	d	1227					1341		1427					1541			1627
Prees (PRS)	d						1348x							1548x			
Wem (WEM)	d						1354							1554			1635
Yorton (YRT)	d						1359x							1559x			
Shrewsbury (SHR)	a	1245	1320	1341		1412	1424		1445	1515	1540			1612	1624		1646 1715
Shrewsbury (SHR)	d	1246	1320	1341					1448	1516	1541		1600				1647 1717
Church Stretton (CTT)	d	1300	1334						1502	1530			1618				1701 1731
Craven Arms (CRV)	d	1308	1342						1510	1538			1628				1709 1739
Ludlow (LUD)	d	1317	1351	1409					1518	1547	1608						1717 1748
Leominster (LEO)	d	1327		1420					1529	1557	1619						1728 1758
Hereford (HFD)	a	1342	1413	1435					1543	1612	1635						1742 1814
Hereford (HFD)	d	1342	1413	1438					1544	1612	1636						1743 1814
Abergavenny (AGV)	d	1404	1436	1501					1606	1634	1659						1804 1836
Pontypool And New Inn (PPL)	d		1446							1644	1710						1814 1846
Cwmbran (CWM)	d	1417	1452	1515					1618	1649	1716						1819 1851
Newport (South Wales) (NWP)	a	1430	1503	1526					1630	1658	1726						1832 1905
Cardiff Central (CDF)	a	1444	1518	1545					1646	1717	1744						1846 1920
Bridgend (BGN)	a	1506							1709								1907
Port Talbot Parkway (PTA)	a	1517							1720								1918
Neath (NTH)	a	1524							1728								1925
Swansea (SWA)	a	1540							1744			2005c					1941
Llanelli (LLE)	a	1600							1819			1938					2000
Carmarthen (CMN)	a	1632							1851								2030
Tenby (TEN)	a								1941								
Pembroke Dock (PMD)	a								2013								
Milford Haven (MFH)	a	1731															
Fishguard Harbour (FGH)	a															2128	

NOTES (see introductory pages for explanation of train operator codes and standard symbols)

- a Arrival time
- d Departure time
- x Stops on request
- c Calls at Swansea after Llanelli

- B To Birmingham International
- C Via Llandrindod
- D From Crewe

North Wales, Chester, Wrexham, Manchester and Crewe to Shrewsbury, Hereford, Cardiff and Swansea

Mondays to Fridays

Operator Days of operation/Notes 1st Class/Reservations/Bus/Ferry Catering facilities	AW 1 ◇	AW D ◇	AW ◇	AW B ◇ T	AW C ◇	AW D ◇	AW FO ◇	AW FX ◇	AW ◇ T	AW D ◇	AW 1 ◇ T	AW ◇	AW D ◇	AW ◇	AW FO ◇	AW FX ◇	VT E 1 R T
Holyhead (HHD)	d								1625								
Bangor (Gwynedd) (BNG)	d								1705								
Llandudno (LLD)	d																
Llandudno Junction (LLJ)	d			1626					1726			1826					
Colwyn Bay (CWB)	d			1632					1732			1832					
Rhyl (RHL)	d			1642					1742			1842					
Chester (CTR)	d	1644		1722		1744			1822	1902		1922	1944				2019
Wrexham General (WRX)	d	1700a		1742		1800a			1844	1919a		1937	2000a				2033a
Ruabon (RUA)	d			1750					1851			1944					
Chirk (CRK)	d			1757					1858			1950					
Gobowen (GOB)	d			1804					1903			1956					
Manchester Piccadilly (MAN)	d	1630					1730	1730			1830				1930	1930	
Stockport (SPT)	d	1639					1739	1739			1839				1939	1939	
Wilmslow (WML)	d	1648					1747	1747			1848				1948	1948	
Crewe (CRE)	d	1710		1719			1810	1810			1910			1936	2010	2010	
Nantwich (NAN)	d	1718		1726			1818	1818			1918			1943	2018	2018	
Wrenbury (WRE)	d			1733x										1950x			
Whitchurch (Shropshire) (WTC)	d			1741			1828	1828						1958	2028	2028	
Prees (PRS)	d			1748x										2005x			
Wem (WEM)	d			1754			1836	1836						2011	2036	2036	
Yorton (YRT)	d			1759x										2016x			
Shrewsbury (SHR)	a	1744		1812	1825		1849	1849	1922		1944	2015		2031	2049	2049	
Shrewsbury (SHR)	d	1744			1835		1850	1850	1925		1944				2052	2052	
Church Stretton (CTT)	d				1853		1905	1905	1939		2000				2107	2107	
Craven Arms (CRV)	d				1902		1913	1913	1947		2009				2115	2115	
Ludlow (LUD)	d	1812					1922	1922	1956		2018				2124	2124	
Leominster (LEO)	d	1823					1933	1933			2029				2135	2135	
Hereford (HFD)	a	1838					1950	1950	2018		2045				2150	2150	
Hereford (HFD)	d	1839					1950	1950	2018		2045				2150	2150	
Abergavenny (AGV)	d	1902					2012	2012	2040		2108				2212	2212	
Pontypool And New Inn (PPL)	d	1913					2022	2022			2119				2222	2222	
Cwmbran (CWM)	d	1919					2027	2027	2053		2125				2228	2228	
Newport (South Wales) (NWP)	a	1930					2039	2039	2105		2139				2240	2242	
Cardiff Central (CDF)	a	1945					2054	2054	2123		2155				2300	2302	
Bridgend (BGN)	a	2007					2117	2117									
Port Talbot Parkway (PTA)	a	2023					2131	2131									
Neath (NTH)	a	2030					2142	2142									
Swansea (SWA)	a	2044			2258c		2159	2159									
Llanelli (LLE)	a				2234		2226	2226									
Carmarthen (CMN)	a						2255	2255									
Tenby (TEN)	a																
Pembroke Dock (PMD)	a																
Milford Haven (MFH)	a						0003										
Fishguard Harbour (FGH)	a																

NOTES (see introductory pages for explanation of train operator codes and standard symbols)




- a Arrival time
- d Departure time
- x Stops on request
- c Calls at Swansea after Llanelli

- B To Birmingham International
- C Via Llandrindod
- D From Crewe
- E From London Euston

- FO Fridays only
- FX Not Fridays

North Wales, Chester, Wrexham, Manchester and Crewe to Shrewsbury, Hereford, Cardiff and Swansea

Mondays to Fridays

Operator Days of operation/Notes 1st Class/Reservations/Bus/Ferry	AW D ◇	AW FO ◇	AW FX ◇	AW F ◇	AW D ◇	AW ◇	AW ◇	AW D ◇	AW ◇	AW D ◇
Holyhead (HHD) 	d									
Bangor (Gwynedd) (BNG)	d									
Llandudno (LLD)	d			2011						
Llandudno Junction (LLJ)	d			2022						
Colwyn Bay (CWB)	d			2028						
Rhyl (RHL)	d			2039						
Chester (CTR)	d	2044		2124	2147		2222	2244		2354
Wrexham General (WRX)	d	2059		2142	2205a		2238	2302a		0010a
Ruabon (RUA)	d	2106		2149			2245			
Chirk (CRK)	d	2112		2155			2252			
Gobowen (GOB)	d	2118		2201			2257			
Manchester Piccadilly (MAN) 	10 d	2030	2030						2232	
Stockport (SPT)	d	2039	2039						2241	
Wilmslow (WML)	d	2048	2048						2249	
Crewe (CRE)	10 d	2110	2110			2219			2318	
Nantwich (NAN)	d	2118	2118			2226			2325	
Wrenbury (WRE)	d	2124x	2124x			2232x			2331x	
Whitchurch (Shropshire) (WTC)	d	2131	2131			2239			2338	
Prees (PRS)	d	2137x	2137x			2245x			2344x	
Wem (WEM)	d	2142	2142			2250			2349	
Yorton (YRT)	d	2147x	2147x			2255x			2354x	
Shrewsbury (SHR)	a	2138	2158	2158	2223	2308	2315		0006	
Shrewsbury (SHR)	d	2203	2203				2320			
Church Stretton (CTT)	d	2218	2218				2334			
Craven Arms (CRV)	d	2227	2227				2342			
Ludlow (LUD)	d	2236	2236				2351			
Leominster (LEO)	d	2248	2248				0002			
Hereford (HFD)	7 a	2305	2305				0015			
Hereford (HFD)	7 d	2306	2306				0017			
Abergavenny (AGV)	d	2328	2328				0039			
Pontypool And New Inn (PPL)	d	2338	2338				0050			
Cwmbran (CWM)	d	2343	2343				0055			
Newport (South Wales) (NWP)	a	2354	2356				0112			
Cardiff Central (CDF)	7 a	0015	0023				0133			
Bridgend (BGN)	a									
Port Talbot Parkway (PTA)	a									
Neath (NTH)	a									
Swansea (SWA)	a									
Llanelli (LLE)	7 a									
Carmarthen (CMN)	a									
Tenby (TEN)	a									
Pembroke Dock (PMD)	a									
Milford Haven (MFH)	a									
Fishguard Harbour (FGH) 	a									

NOTES (see introductory pages for explanation of train operator codes and standard symbols)

- a** Arrival time
d Departure time
x Stops on request

D From Crewe
F To Birmingham New Street

FO Fridays only
FX Not Fridays

North Wales, Chester, Wrexham, Manchester and Crewe to Shrewsbury, Hereford, Cardiff and Swansea

Saturdays

Operator Days of operation/Notes 1st Class/Reservations/Bus/Ferry Catering facilities	AW ◇	AW ◇	AW A ◇	AW ◇	AW B ◇	AW ◇	AW C ◇	AW D ◇	AW A ◇	AW ◇ T	AW ◇	AW A ◇	AW ◇ 11◇ X	AW E ◇	AW ◇	AW A ◇	AW B ◇
Holyhead (HHD)	d											0425					
Bangor (Gwynedd) (BNG)	d											0457					
Llandudno (LLD)	d																
Llandudno Junction (LLJ)	d											0520					
Colwyn Bay (CWB)	d											0526					
Rhyl (RHL)	d											0540					
Chester (CTR)	d			0421					0526			0619			0703	0722	
Wrexham General (WRX)	d								0546			0634			0720a	0737	
Ruabon (RUA)	d								0553			0641				0744	
Chirk (CRK)	d								0559			0647				0750	
Gobowen (GOB)	d								0605			0653				0756	
Manchester Piccadilly (MAN)	d													0627			
Stockport (SPT)	d													0637			
Wilmslow (WML)	d													0646			
Crewe (CRE)	d			0448	0512		0519				0555		0636	0709			0734
Nantwich (NAN)	d						0526				0602		0643	0717			0741
Wrenbury (WRE)	d						0532x						0649x				0747x
Whitchurch (Shropshire) (WTC)	d						0540				0612		0656				0755
Prees (PRS)	d						0546x						0702x				0801x
Wem (WEM)	d						0552				0621		0707				0806
Yorton (YRT)	d						0557x						0712x				0811x
Shrewsbury (SHR)	a			0518	0542		0608			0627	0633	0713	0723	0743		0824	0825
Shrewsbury (SHR)	d		0515		0542	0554		0610	0610		0633	0713		0743			0835
Church Stretton (CTT)	d		0530		0558	0612		0624	0624		0648	0727		0758			0853
Craven Arms (CRV)	d		0538		0607	0622		0632	0632		0656	0735		0808			0902
Ludlow (LUD)	d		0546		0617			0641	0641		0705	0744		0817			
Leominster (LEO)	d		0557		0628			0651	0651		0715	0754		0828			
Hereford (HFD)	a		0611		0643			0706	0706		0730	0809		0844			
Hereford (HFD)	d	0526	0617		0645			0709	0709		0731	0810		0844			
Abergavenny (AGV)	d	0548	0639		0708			0734	0734		0753	0832		0907			
Pontypool And New Inn (PPL)	d	0557	0649		0718			0743	0744		0803	0842		0918			
Cwmbran (CWM)	d	0602	0654		0724			0748	0749		0808	0847		0924			
Newport (South Wales) (NWP)	a	0615	0706		0735			0757	0759		0821	0859		0936			
Cardiff Central (CDF)	a	0630	0723		0751			0817	0817		0842	0916		0950			
Bridgend (BGN)	a		0745								0906						
Port Talbot Parkway (PTA)	a		0758								0918						
Neath (NTH)	a		0806								0925						
Swansea (SWA)	a		0821			1002c					0940						1255c
Llanelli (LLE)	a		0840			0928					1006						1233
Carmarthen (CMN)	a		0905								1039						
Tenby (TEN)	a																
Pembroke Dock (PMD)	a																
Milford Haven (MFH)	a										1145						
Fishguard Harbour (FGH)	a		1000														

NOTES (see introductory pages for explanation of train operator codes and standard symbols)

- a Arrival time
- d Departure time
- x Stops on request
- c Calls at Swansea after Llanelli

- A To Birmingham International
- B Via Llandrindod
- C Runs until 12 September
- D Runs from 19 September
- E From Crewe

North Wales, Chester, Wrexham, Manchester and Crewe to Shrewsbury, Hereford, Cardiff and Swansea

Saturdays

Operator Days of operation/Notes 1st Class/Reservations/Bus/Ferry Catering facilities	AW E ◇	AW ◇	AW ◇	AW 1 ◇ ✕	AW E ◇	AW ◇	AW A ◇ T	AW E ◇	AW ◇ T	AW ◇ T	AW B ◇	AW E ◇	AW 1 ◇ ✕	AW ◇	AW A ◇ T	AW E ◇	AW ◇ T
Holyhead (HHD)	d		0625				0723			0825							
Bangor (Gwynedd) (BNG)	d		0704				0803			0905							
Llandudno (LLD)	d																
Llandudno Junction (LLJ)	d		0725				0826			0926					1026		
Colwyn Bay (CWB)	d		0731				0832			0932					1032		
Rhyl (RHL)	d		0741				0842			0942					1042		
Chester (CTR)	d	0744	0820		0844		0922	0944		1022		1044			1122	1144	
Wrexham General (WRX)	d	0800a	0834		0900a		0940	1000a		1037		1100a			1140	1200a	
Ruabon (RUA)	d		0841				0948			1044					1148		
Chirk (CRK)	d		0848				0955			1050					1155		
Gobowen (GOB)	d		0853				1002			1056					1202		
Manchester Piccadilly (MAN)	d		0730		0830				0930				1030				1130
Stockport (SPT)	d		0739		0839				0939				1039				1139
Wilmslow (WML)	d		0747		0848				0947				1048				1147
Crewe (CRE)	d		0810		0910		0919		1010				1110		1119		1210
Nantwich (NAN)	d		0818				0926		1018						1126		1217
Wrenbury (WRE)	d						0933x								1133x		
Whitchurch (Shropshire) (WTC)	d		0828				0941		1028						1141		1227
Prees (PRS)	d						0948x								1148x		
Wem (WEM)	d						0954								1154		
Yorton (YRT)	d						0959x								1159x		
Shrewsbury (SHR)	a	0846	0912	0940		1012	1022		1046	1115			1141	1212	1224		1245
Shrewsbury (SHR)	d		0850	0913	0940				1047	1116	1131		1146				1246
Church Stretton (CTT)	d		0904	0928					1101	1131	1149						1300
Craven Arms (CRV)	d		0912	0936					1109	1139	1158						1308
Ludlow (LUD)	d		0920	0944	1008				1118	1147			1213				1317
Leominster (LEO)	d		0930	0955	1019				1128				1224				1327
Hereford (HFD)	a		0945	1009	1034				1143	1209			1240				1342
Hereford (HFD)	d		0946	1011	1035				1144	1211			1240				1343
Abergavenny (AGV)	d		1008	1033	1059				1206	1233			1304				1405
Pontypool And New Inn (PPL)	d			1043						1243							
Cwmbran (CWM)	d		1021	1048	1113				1219	1248			1318				1418
Newport (South Wales) (NWP)	a		1033	1100	1124				1230	1300			1328				1429
Cardiff Central (CDF)	a		1047	1116	1137				1245	1316			1345				1444
Bridgend (BGN)	a		1109						1306								1506
Port Talbot Parkway (PTA)	a		1120						1317								1518
Neath (NTH)	a		1127						1327								1526
Swansea (SWA)	a		1142						1342		1600c						1542
Llanelli (LLE)	a		1206						1407		1529						1606
Carmarthen (CMN)	a		1243						1441								1639
Tenby (TEN)	a																
Pembroke Dock (PMD)	a																
Milford Haven (MFH)	a		1343														1740
Fishguard Harbour (FGH)	a								1536								









NOTES (see introductory pages for explanation of train operator codes and standard symbols)

- a Arrival time
- d Departure time
- x Stops on request
- c Calls at Swansea after Llanelli

- A To Birmingham International
- B Via Llandrindod
- E From Crewe

North Wales, Chester, Wrexham, Manchester and Crewe to Shrewsbury, Hereford, Cardiff and Swansea

Saturdays

Operator	AW	AW	AW	AW	AW	AW	AW	AW	AW	AW	AW	AW	AW	AW	AW	AW	AW
Days of operation/Notes	◇	◇	E	◇	A	E	◇	◇	◇	◇	B	◇	A	E	◇	◇	◇
1st Class/Reservations/Bus/Ferry	⬢	⬢	⬢	⬢	⬢	⬢	⬢	⬢	⬢	⬢	⬢	⬢	⬢	⬢	⬢	⬢	⬢
Catering facilities	⬢	⬢	⬢	⬢	⬢	⬢	⬢	⬢	⬢	⬢	⬢	⬢	⬢	⬢	⬢	⬢	⬢
Holyhead (HHD) 	d	1027							1225							1425	
Bangor (Gwynedd) (BNG)	d	1107							1305							1505	
Llandudno (LLD)	d																
Llandudno Junction (LLJ)	d	1126				1226			1326				1426			1526	
Colwyn Bay (CWB)	d	1132				1232			1332				1432			1532	
Rhyl (RHL)	d	1142				1242			1342				1442			1542	
Chester (CTR)	d	1222		1244		1322	1344		1422		1444		1522	1544		1622	
Wrexham General (WRX)	d	1237		1300a		1340	1400a		1436		1500a		1540	1600a		1637	
Ruabon (RUA)	d	1244				1348			1443				1548			1644	
Chirk (CRK)	d	1250				1355			1450				1555			1650	
Gobowen (GOB)	d	1256				1402			1455				1602			1656	
Manchester Piccadilly (MAN) 	d		1230					1330		1430						1530	1630
Stockport (SPT)	d		1239					1339		1439						1539	1639
Wilmslow (WML)	d		1248					1347		1448						1547	1648
Crewe (CRE) 	d		1310		1319			1410		1510			1519			1610	1710
Nantwich (NAN)	d				1326			1417					1526			1617	1718
Wrenbury (WRE)	d				1333x								1533x				
Whitchurch (Shropshire) (WTC)	d				1341			1427					1541			1627	
Prees (PRS)	d				1348x								1548x				
Wem (WEM)	d				1354								1554			1635	
Yorton (YRT)	d				1359x								1559x				
Shrewsbury (SHR)	a	1316	1341		1412	1424		1445	1514	1540			1612	1624		1647	1715
Shrewsbury (SHR)	d	1318	1343					1446	1515	1541		1600				1647	1717
Church Stretton (CTT)	d	1332						1500	1529			1618				1701	1731
Craven Arms (CRV)	d	1340						1508	1537			1627				1709	1739
Ludlow (LUD)	d	1349	1411					1517	1546	1608						1717	1748
Leominster (LEO)	d		1422					1527	1556	1619						1728	1758
Hereford (HFD) 	a	1411	1437					1542	1611	1635						1742	1813
Hereford (HFD) 	d	1412	1439					1543	1612	1635						1744	1815
Abergavenny (AGV)	d	1434	1502					1605	1634	1658						1805	1837
Pontypool And New Inn (PPL)	d	1444							1644	1709						1815	1847
Cwmbran (CWM)	d	1449	1516					1618	1649	1715						1820	1852
Newport (South Wales) (NWP)	a	1501	1527					1630	1701	1728						1832	1905
Cardiff Central (CDF) 	a	1516	1543					1644	1718	1743						1846	1921
Bridgend (BGN)	a							1706								1908	2007
Port Talbot Parkway (PTA)	a							1717								1919	2023
Neath (NTH)	a							1724								1927	2031
Swansea (SWA)	a							1740			2000c					1943	2046
Llanelli (LLE) 	a							1815			1934					2003	
Carmarthen (CMN)	a							1847								2031	
Tenby (TEN)	a							1943									
Pembroke Dock (PMD)	a							2014									
Milford Haven (MFH)	a																
Fishguard Harbour (FGH) 	a															2128	

NOTES (see introductory pages for explanation of train operator codes and standard symbols)

- a Arrival time
- d Departure time
- x Stops on request
- c Calls at Swansea after Llanelli

- A To Birmingham International
- B Via Llandrindod
- E From Crewe

North Wales, Chester, Wrexham, Manchester and Crewe to Shrewsbury, Hereford, Cardiff and Swansea

Saturdays

Operator Days of operation/Notes 1st Class/Reservations/Bus/Ferry Catering facilities	AW E ◇	AW ◇	AW A ◇	AW B ◇	AW E ◇	AW ◇	AW ◇ T	AW E ◇	AW ◇ P	AW ◇	AW E ◇	AW ◇	AW ◇	AW E ◇	AW C ◇	AW D ◇	VT F 1 2 3 4 5 6 7 8 9 10 11 12 13 14 15 16 17 18 19 20 21 22 23 24 25 26 27 28 29 30 31
Holyhead (HHD)	d						1625										
Bangor (Gwynedd) (BNG)	d						1705										
Llandudno (LLD)	d																
Llandudno Junction (LLJ)	d			1626			1726			1826							
Colwyn Bay (CWB)	d			1632			1732			1832							
Rhyl (RHL)	d			1642			1742			1842							
Chester (CTR)	d	1644		1722		1744		1822	1844		1922	1944		2044			2109
Wrexham General (WRX)	d	1700a		1740		1800a		1837	1900a		1938	2000a		2059			2124a
Ruabon (RUA)	d			1748				1844			1945			2106			
Chirk (CRK)	d			1755				1850			1951			2112			
Gobowen (GOB)	d			1802				1856			1957			2118			
Manchester Piccadilly (MAN)	d						1730			1830			1930		2030	2030	
Stockport (SPT)	d						1739			1839			1939		2039	2039	
Wilmslow (WML)	d						1747			1848			1947		2047	2047	
Crewe (CRE)	d		1719				1810			1910			1936	2010		2110	2110
Nantwich (NAN)	d		1726				1818			1918			1943	2018		2118	2118
Wrenbury (WRE)	d		1733x										1950x			2124x	2124x
Whitchurch (Shropshire) (WTC)	d		1741				1828						1958	2028		2131	2131
Prees (PRS)	d		1748x										2005x			2137x	2137x
Wem (WEM)	d		1754				1836						2011	2036		2142	2142
Yorton (YRT)	d		1759x										2016x			2147x	2147x
Shrewsbury (SHR)	a		1812	1825			1849	1915		1945	2016		2030	2049	2138	2158	2158
Shrewsbury (SHR)	d				1835		1850	1923		1945				2052		2159	2202
Church Stretton (CTT)	d				1853		1904	1937		2001				2107		2213	2217
Craven Arms (CRV)	d				1902		1912	1945		2010				2115		2222	2225
Ludlow (LUD)	d						1922	1954		2019				2124		2232	2234
Leominster (LEO)	d						1933			2030				2135		2244	2245
Hereford (HFD)	a						1951	2016		2046				2150		2301	2301
Hereford (HFD)	d						1952	2017		2046				2151		2301	2301
Abergavenny (AGV)	d						2014	2039		2109				2214		2324	2324
Pontypool And New Inn (PPL)	d						2024			2120				2224		2334	2334
Cwmbran (CWM)	d						2029	2052		2126				2230		2339	2339
Newport (South Wales) (NWP)	a						2041	2104		2139				2243		2350	2350
Cardiff Central (CDF)	a						2056	2122		2152				2305		0012	0012
Bridgend (BGN)	a						2118										
Port Talbot Parkway (PTA)	a						2132										
Neath (NTH)	a						2143										
Swansea (SWA)	a				2255c		2200										
Llanelli (LLE)	a				2231		2223										
Carmarthen (CMN)	a						2254										
Tenby (TEN)	a																
Pembroke Dock (PMD)	a																
Milford Haven (MFH)	a																
Fishguard Harbour (FGH)	a																




NOTES (see introductory pages for explanation of train operator codes and standard symbols)

- a Arrival time
- d Departure time
- x Stops on request
- c Calls at Swansea after Llanelli

- A To Birmingham International
- B Via Llandrindod
- C Runs until 12 September
- D Runs from 19 September
- E From Crewe
- F From London Euston

North Wales, Chester, Wrexham, Manchester and Crewe to Shrewsbury, Hereford, Cardiff and Swansea

Saturdays

Operator Days of operation/Notes 1st Class/Reservations/Bus/Ferry	AW G ◇	AW E ◇	AW ◇	AW ◇	AW E ◇	AW ◇
Holyhead (HHD) 	d					
Bangor (Gwynedd) (BNG)	d					
Llandudno (LLD)	d					
Llandudno Junction (LLJ)	d	2022				
Colwyn Bay (CWB)	d	2028				
Rhyl (RHL)	d	2039				
Chester (CTR)	d	2122	2144		2222	2244
Wrexham General (WRX)	d	2137	2200a		2237	2300a
Ruabon (RUA)	d	2144			2244	
Chirk (CRK)	d	2151			2250	
Gobowen (GOB)	d	2156			2256	
Manchester Piccadilly (MAN) 	10 d					2233
Stockport (SPT)	d					2242
Wilmslow (WML)	d					2250
Crewe (CRE)	10 d			2216		2314
Nantwich (NAN)	d			2223		2321
Wrenbury (WRE)	d			2229x		2327x
Whitchurch (Shropshire) (WTC)	d			2236		2334
Prees (PRS)	d			2242x		2340x
Wem (WEM)	d			2247		2345
Yorton (YRT)	d			2252x		2350x
Shrewsbury (SHR)	a	2223		2305	2315	0003
Shrewsbury (SHR)	d					
Church Stretton (CTT)	d					
Craven Arms (CRV)	d					
Ludlow (LUD)	d					
Leominster (LEO)	d					
Hereford (HFD)	7 a					
Hereford (HFD)	7 d					
Abergavenny (AGV)	d					
Pontypool And New Inn (PPL)	d					
Cwmbran (CWM)	d					
Newport (South Wales) (NWP)	a					
Cardiff Central (CDF)	7 a					
Bridgend (BGN)	a					
Port Talbot Parkway (PTA)	a					
Neath (NTH)	a					
Swansea (SWA)	a					
Llanelli (LLE)	7 a					
Carmarthen (CMN)	a					
Tenby (TEN)	a					
Pembroke Dock (PMD)	a					
Milford Haven (MFH)	a					
Fishguard Harbour (FGH) 	a					









NOTES (see introductory pages for explanation of train operator codes and standard symbols)

- a** Arrival time
d Departure time
x Stops on request

E From Crewe
G To Birmingham New Street

North Wales, Chester, Wrexham, Manchester and Crewe to Shrewsbury, Hereford, Cardiff and Swansea

Sundays until 9 August

Operator	AW	AW	AW	AW	AW	AW	AW	AW	AW	AW	AW	AW	AW	AW	AW	AW	AW
Days of operation/Notes	AW	AW	AW	AW	AW	AW	AW	AW	AW	AW	AW	AW	AW	AW	AW	AW	AW
1st Class/Reservations/Bus/Ferry	AW	AW	AW	AW	AW	AW	AW	AW	AW	AW	AW	AW	AW	AW	AW	AW	AW
Catering facilities	AW	AW	AW	AW	AW	AW	AW	AW	AW	AW	AW	AW	AW	AW	AW	AW	AW
Holyhead (HHD) 	d													1017			
Bangor (Gwynedd) (BNG)	d													1057			
Llandudno (LLD)	d																
Llandudno Junction (LLJ)	d													1122			
Colwyn Bay (CWB)	d													1128			
Rhyl (RHL)	d													1142			
Chester (CTR)	d				0920		1033				1132		1207	1225		1301	1334
Wrexham General (WRX)	d				0935		1050a				1148		1224a	1240		1318a	1349
Ruabon (RUA)	d				0942						1155			1247			1356
Chirk (CRK)	d				0949						1201			1254			1403
Gobowen (GOB)	d				0955						1207			1259			1408
Manchester Piccadilly (MAN) 	d					0930		1030				1129			1231		
Stockport (SPT)	d					0941		1040				1139			1241		
Wilmslow (WML)	d					0951		1048				1149			1249		
Crewe (CRE) 	d			0921		1012		1110		1125		1210			1310		1320
Nantwich (NAN)	d			0929		1020				1133							1328
Wrenbury (WRE)	d			0935x						1140x							1334x
Whitchurch (Shropshire) (WTC)	d			0943		1031				1148							1342
Prees (PRS)	d			0949x						1154x							1348x
Wem (WEM)	d			0955		1042				1159							1354
Yorton (YRT)	d			1000x						1204x							1359x
Shrewsbury (SHR)	a			1012	1014	1055		1142		1216	1226	1240		1318	1343	1411	1427
Shrewsbury (SHR)	d	0750				1101		1144	1208			1248		1324	1346		
Church Stretton (CTT)	d	0820				1116			1226					1339			
Craven Arms (CRV)	d	0840				1125			1235					1347			
Ludlow (LUD)	d	0855				1135		1210				1314		1356	1412		
Leominster (LEO)	d	0920				1146		1221				1325		1407	1423		
Hereford (HFD) 	a	0950				1202		1236				1339		1422	1439		
Hereford (HFD) 	d		1004			1208		1241				1342		1423	1449		
Abergavenny (AGV)	d		1026			1231		1304				1404		1445	1511		
Pontypool And New Inn (PPL)	d		1036			1241		1314				1414		1456			
Cwmbran (CWM)	d		1041			1248		1320				1420		1500	1524		
Newport (South Wales) (NWP)	a		1053			1258		1332				1433		1514	1536		
Cardiff Central (CDF) 	a		1108			1316		1348				1449		1527	1555		
Bridgend (BGN)	a		1134			1339		1433				1512			1623		
Port Talbot Parkway (PTA)	a		1145			1356		1448				1527			1639		
Neath (NTH)	a		1153			1403		1455				1534			1646		
Swansea (SWA)	a		1208			1420		1510	1615c			1549			1700		
Llanelli (LLE) 	a		1234					1531	1551						1724		
Carmarthen (CMN)	a		1307					1559							1754		
Tenby (TEN)	a																
Pembroke Dock (PMD)	a																
Milford Haven (MFH)	a							1700							1906		
Fishguard Harbour (FGH) 	a		1403														









NOTES (see introductory pages for explanation of train operator codes and standard symbols)

- a Arrival time
- d Departure time
- x Stops on request
- c Calls at Swansea after Llanelli

- A To Birmingham International
- B Via Llandrindod

North Wales, Chester, Wrexham, Manchester and Crewe to Shrewsbury, Hereford, Cardiff and Swansea

Sundays until 9 August

Operator Days of operation/Notes 1st Class/Reservations/Bus/Ferry Catering facilities	AW ◇ ⚡	AW ◇	AW ◇	AW ◇	AW ◇	AW C ◇	AW A ◇ ⚡	AW 1 ◇ ⚡	AW ◇	AW ◇	AW ◇	AW ◇	AW A ◇	AW ◇	AW ◇	AW ◇ ⚡	AW ◇
Holyhead (HHD) 	d																1626
Bangor (Gwynedd) (BNG)	d																1704
Llandudno (LLD)	d																
Llandudno Junction (LLJ)	d																1723
Colwyn Bay (CWB)	d																1729
Rhyl (RHL)	d																1744
Chester (CTR)	d		1400		1500		1535		1615		1713		1735		1810		1825
Wrexham General (WRX)	d		1417a		1517a		1551		1632a		1730a		1750		1827a		1840
Ruabon (RUA)	d						1558						1757				1847
Chirk (CRK)	d						1605						1804				1854
Gobowen (GOB)	d						1610						1809				1859
Manchester Piccadilly (MAN) 	d	1330		1430				1530		1630				1730			1830
Stockport (SPT)	d	1340		1440				1539		1640				1740			1840
Wilmslow (WML)	d	1349		1449				1549		1649				1749			1849
Crewe (CRE) 	d	1410		1510		1520		1610		1710		1720		1810			1910
Nantwich (NAN)	d				1528							1728					
Wrenbury (WRE)	d				1534x							1734x					
Whitchurch (Shropshire) (WTC)	d				1542							1742					
Prees (PRS)	d				1548x							1748x					
Wem (WEM)	d				1554							1754					
Yorton (YRT)	d				1559x							1759x					
Shrewsbury (SHR)	a	1441		1541	1611		1629	1643		1741		1811	1829	1840		1919	1941
Shrewsbury (SHR)	d	1443		1543		1620		1649		1743				1843		1923	1950
Church Stretton (CTT)	d	1458				1640		1704						1858		1937	
Craven Arms (CRV)	d	1506				1649		1713						1906		1945	
Ludlow (LUD)	d	1515		1608				1723		1808				1915		1954	2015
Leominster (LEO)	d	1527		1620				1734		1819						2004	2026
Hereford (HFD) 	a	1541		1636				1749		1835				1937		2018	2040
Hereford (HFD) 	d	1546		1650				1750		1837				1937		2021	2042
Abergavenny (AGV)	d	1609		1713				1813		1859				2000		2044	2104
Pontypool And New Inn (PPL)	d	1619						1823		1910						2054	
Cwmbran (CWM)	d	1625		1725				1830		1915				2013		2059	2118
Newport (South Wales) (NWP)	a	1639		1739				1840		1928				2024		2112	2130
Cardiff Central (CDF) 	a	1656		1755				1854		1943				2042		2130	2147
Bridgend (BGN)	a	1727		1829				1916		2014				2110			2210
Port Talbot Parkway (PTA)	a	1742		1844				1932		2029				2124			2225
Neath (NTH)	a	1749		1852				1940		2037				2131			2232
Swansea (SWA)	a	1802		1907		2030c		1955		2052				2148			2247
Llanelli (LLE) 	a			1932		2004											2309
Carmarthen (CMN)	a			2001													2340
Tenby (TEN)	a																
Pembroke Dock (PMD)	a																
Milford Haven (MFH)	a			2116													
Fishguard Harbour (FGH) 	a																

NOTES (see introductory pages for explanation of train operator codes and standard symbols)

- a Arrival time
- d Departure time
- x Stops on request
- c Calls at Swansea after Llanelli

- A To Birmingham International
- C Via Llandrindod. To Cardiff Central

North Wales, Chester, Wrexham, Manchester and Crewe to Shrewsbury, Hereford, Cardiff and Swansea

Sundays until 9 August

Operator Days of operation/Notes 1st Class/Reservations/Bus/Ferry Catering facilities	VT D 1111 X	AW ◇	AW A ◇	AW ◇	AW A ◇	AW ◇	AW E ◇	AW ◇	AW ◇	AW ◇
Holyhead (HHD)	d				1825					
Bangor (Gwynedd) (BNG)	d				1905					
Llandudno (LLD)	d									
Llandudno Junction (LLJ)	d				1923					
Colwyn Bay (CWB)	d				1929					
Rhyl (RHL)	d				1943					
Chester (CTR)	d	1913		1938	2027		2127		2206	2302
Wrexham General (WRX)	d	1927a		1954			2142		2223a	
Ruabon (RUA)	d			2001			2149			
Chirk (CRK)	d			2008			2156			
Gobowen (GOB)	d			2013			2201			
Manchester Piccadilly (MAN)	d				1930		2030			
Stockport (SPT)	d				1940		2040			
Wilmslow (WML)	d				1949		2049			
Crewe (CRE)	d		1920		2016	2050	2110		2145	2330
Nantwich (NAN)	d		1928				2117		2153	2337
Wrenbury (WRE)	d		1934x				2123x		2159x	2343x
Whitchurch (Shropshire) (WTC)	d		1942				2130		2207	2350
Prees (PRS)	d		1948x				2136x		2213x	2356x
Wem (WEM)	d		1954				2141		2219	0002
Yorton (YRT)	d		1959x				2146x		2224x	0007x
Shrewsbury (SHR)	a		2011	2033	2047	2120	2159	2221	2236	0018
Shrewsbury (SHR)	d				2047		2204			
Church Stretton (CTT)	d				2101		2219			
Craven Arms (CRV)	d				2109		2227			
Ludlow (LUD)	d				2118		2236			
Leominster (LEO)	d				2130		2247			
Hereford (HFD)	a				2145		2302			
Hereford (HFD)	d				2146		2305			
Abergavenny (AGV)	d				2209		2328			
Pontypool And New Inn (PPL)	d				2219		2338			
Cwmbran (CWM)	d				2224		2343			
Newport (South Wales) (NWP)	a				2236		2356			
Cardiff Central (CDF)	a				2251		0017			
Bridgend (BGN)	a				2319					
Port Talbot Parkway (PTA)	a				2336					
Neath (NTH)	a				2344					
Swansea (SWA)	a				2359					
Llanelli (LLE)	a									
Carmarthen (CMN)	a									
Tenby (TEN)	a									
Pembroke Dock (PMD)	a									
Milford Haven (MFH)	a									
Fishguard Harbour (FGH)	a									

NOTES (see introductory pages for explanation of train operator codes and standard symbols)

- a Arrival time
- d Departure time
- x Stops on request
- A To Birmingham International
- D From London Euston
- E To Wolverhampton

North Wales, Chester, Wrexham, Manchester and Crewe to Shrewsbury, Hereford, Cardiff and Swansea

Sundays from 16 August to 13 September

Operator	AW	AW	AW	AW	AW	AW	AW	AW	AW	AW	AW	AW	AW	AW	AW	AW	AW
Days of operation/Notes	AW	AW	AW	AW	AW	AW	AW	AW	AW	AW	AW	AW	AW	AW	AW	AW	AW
1st Class/Reservations/Bus/Ferry	AW	AW	AW	AW	AW	AW	AW	AW	AW	AW	AW	AW	AW	AW	AW	AW	AW
Catering facilities	AW	AW	AW	AW	AW	AW	AW	AW	AW	AW	AW	AW	AW	AW	AW	AW	AW
Holyhead (HHD)	d															1019	
Bangor (Gwynedd) (BNG)	d															1058	
Llandudno (LLD)	d																
Llandudno Junction (LLJ)	d															1123	
Colwyn Bay (CWB)	d															1129	
Rhyl (RHL)	d															1143	
Chester (CTR)	d					0920		1033				1132		1207		1225	1301
Wrexham General (WRX)	d					0935		1050a				1148		1224a		1244	1318a
Ruabon (RUA)	d					0942						1155				1251	
Chirk (CRK)	d					0949						1201				1258	
Gobowen (GOB)	d					0955						1207				1303	
Manchester Piccadilly (MAN)	d						0930		1030				1127			1231	
Stockport (SPT)	d						0941		1040				1139			1241	
Wilmslow (WML)	d						0951		1048				1149			1249	
Crewe (CRE)	d				0921		1010		1110			1125		1210			1310
Nantwich (NAN)	d				0929		1018					1133		1217			
Wrenbury (WRE)	d				0935x							1140x					
Whitchurch (Shropshire) (WTC)	d				0943		1029					1148		1227			
Prees (PRS)	d				0949x							1154x					
Wem (WEM)	d				0955		1040					1159					
Yorton (YRT)	d				1000x							1204x					
Shrewsbury (SHR)	a				1012	1014	1053		1142			1216	1226	1246		1322	1344
Shrewsbury (SHR)	d	0750		0930	0943		1053		1143	1208				1247		1326	1344
Church Stretton (CTT)	d	0820		0945	1001		1109			1226				1301		1341	
Craven Arms (CRV)	d	0840		0953	1011		1118			1235				1309		1350	
Ludlow (LUD)	d	0855		1002			1127		1211					1318		1400	1410
Leominster (LEO)	d	0920		1013			1138		1222					1328		1423	
Hereford (HFD)	a	0950		1028			1155		1238					1343		1422	1439
Hereford (HFD)	d		1005	1029			1157		1240					1344		1425	1440
Abergavenny (AGV)	d		1027	1052			1220		1304					1406		1447	1503
Pontypool And New Inn (PPL)	d		1038	1102			1231									1457	
Cwmbran (CWM)	d		1043	1107			1237		1317					1419		1502	1516
Newport (South Wales) (NWP)	a		1056	1120			1248		1330					1432		1515	1529
Cardiff Central (CDF)	a		1111	1134			1303		1348					1449		1528	1553
Bridgend (BGN)	a			1156			1325							1511			1616
Port Talbot Parkway (PTA)	a			1211			1341							1525			1632
Neath (NTH)	a			1219			1348							1532			1639
Swansea (SWA)	a			1233	1356c		1401			1615c				1547			1652
Llanelli (LLE)	a			1257	1333					1551				1608			1715
Carmarthen (CMN)	a			1331										1640			1749
Tenby (TEN)	a																
Pembroke Dock (PMD)	a																
Milford Haven (MFH)	a			1439										1741			1852
Fishguard Harbour (FGH)	a																

NOTES (see introductory pages for explanation of train operator codes and standard symbols)

- a Arrival time
- d Departure time
- x Stops on request
- c Calls at Swansea after Llanelli

- A Via Llandrindod
- B To Birmingham International

North Wales, Chester, Wrexham, Manchester and Crewe to Shrewsbury, Hereford, Cardiff and Swansea

Sundays from 16 August to 13 September

Operator Days of operation/Notes 1st Class/Reservations/Bus/Ferry Catering facilities	AW ◇	AW B ◇	AW ◇ T	AW ◇	AW ◇	AW ◇	AW ◇	AW C ◇	AW B ◇ T	AW ◇ T	AW ◇	AW ◇ T	AW ◇ T	AW ◇	AW ◇	AW B ◇	AW ◇
Holyhead (HHD)	d																
Bangor (Gwynedd) (BNG)	d																
Llandudno (LLD)	d																
Llandudno Junction (LLJ)	d																
Colwyn Bay (CWB)	d																
Rhyl (RHL)	d																
Chester (CTR)	d	1334		1429		1500			1535		1550	1632		1713		1735	
Wrexham General (WRX)	d	1349		1444		1517a			1551		1607a	1646		1730a		1750	
Ruabon (RUA)	d	1356		1451					1558			1653				1757	
Chirk (CRK)	d	1403		1458					1605			1700				1804	
Gobowen (GOB)	d	1408		1503					1610			1705				1809	
Manchester Piccadilly (MAN)	d		1330		1430					1530			1630				1730
Stockport (SPT)	d		1340		1440					1539			1640				1740
Wilmslow (WML)	d		1349		1449					1549			1649				1749
Crewe (CRE)	d	1320		1410		1510		1520		1610			1710			1720	1810
Nantwich (NAN)	d	1328		1417				1528		1618						1728	1817
Wrenbury (WRE)	d	1334x						1534x								1734x	
Whitchurch (Shropshire) (WTC)	d	1342		1427				1542		1629						1742	1827
Prees (PRS)	d	1348x						1548x								1748x	
Wem (WEM)	d	1354						1554								1754	1836
Yorton (YRT)	d	1359x						1559x								1759x	
Shrewsbury (SHR)	a	1411	1427	1447	1521	1539		1611	1629	1647		1723	1741			1811	1848
Shrewsbury (SHR)	d			1447	1522	1543		1620		1649		1734	1752				1848
Church Stretton (CTT)	d			1502	1536			1640		1704		1749					1903
Craven Arms (CRV)	d			1510	1544			1649		1713		1758					1911
Ludlow (LUD)	d			1518	1553	1609				1723		1807	1818				1919
Leominster (LEO)	d			1529		1620				1734			1829				1930
Hereford (HFD)	a			1543	1615	1636				1749		1830	1843				1944
Hereford (HFD)	d			1545	1615	1645				1750		1831	1844				1946
Abergavenny (AGV)	d			1607	1637	1707				1813		1853	1906				2008
Pontypool And New Inn (PPL)	d				1647					1823		1904					2018
Cwmbran (CWM)	d			1619	1652	1721				1829		1910	1919				2023
Newport (South Wales) (NWP)	a			1632	1705	1732				1840		1925	1930				2035
Cardiff Central (CDF)	a			1647	1721	1746				1854		1944	1947				2049
Bridgend (BGN)	a			1709		1810				1915			2015				2113
Port Talbot Parkway (PTA)	a			1723		1825				1932			2030				2128
Neath (NTH)	a			1730		1832				1939			2038				2135
Swansea (SWA)	a			1744		1846		2030c		1955			2053				2149
Llanelli (LLE)	a			1807		1904		2004									2209
Carmarthen (CMN)	a			1835		1938											2242
Tenby (TEN)	a																
Pembroke Dock (PMD)	a																
Milford Haven (MFH)	a					2038											2346
Fishguard Harbour (FGH)	a																

NOTES (see introductory pages for explanation of train operator codes and standard symbols)

- a Arrival time
- d Departure time
- x Stops on request
- c Calls at Swansea after Llanelli

- B To Birmingham International
- C Via Llandrindod. To Cardiff Central

North Wales, Chester, Wrexham, Manchester and Crewe to Shrewsbury, Hereford, Cardiff and Swansea

Sundays from 16 August to 13 September

Operator Days of operation/Notes 1st Class/Reservations/Bus/Ferry Catering facilities	AW ◇	AW ◇ ⚓	AW ◇	VT D 118 8	AW ◇	AW B ◇	AW ◇	AW B ◇	AW ◇	AW E ◇	AW ◇	AW ◇	AW ◇	AW ◇
Holyhead (HHD)	d	1625						1825						
Bangor (Gwynedd) (BNG)	d	1706						1905						
Llandudno (LLD)	d													
Llandudno Junction (LLJ)	d	1724						1923						
Colwyn Bay (CWB)	d	1731						1929						
Rhyl (RHL)	d	1745						1943						
Chester (CTR)	d	1810	1827	1913		1938		2027		2127		2206		2302
Wrexham General (WRX)	d	1827a	1842	1927a		1954				2142		2223a		
Ruabon (RUA)	d		1849			2001				2149				
Chirk (CRK)	d		1855			2008				2156				
Gobowen (GOB)	d		1900			2013				2201				
Manchester Piccadilly (MAN)	d		1830			1930		2030					2135	
Stockport (SPT)	d		1840			1940		2040					2144	
Wilmslow (WML)	d		1849			1949		2049					2152	
Crewe (CRE)	d		1910		1920	2010	2050	2110		2145		2214	2330	
Nantwich (NAN)	d				1928	2017		2117		2153		2221	2337	
Wrenbury (WRE)	d				1934x			2123x		2159x		2227x	2343x	
Whitchurch (Shropshire) (WTC)	d				1942	2027		2130		2207		2234	2350	
Prees (PRS)	d				1948x			2136x		2213x		2240x	2356x	
Wem (WEM)	d				1954			2141		2219		2245	0002	
Yorton (YRT)	d				1959x			2146x		2224x		2250x	0007x	
Shrewsbury (SHR)	a	1921	1942		2011	2033	2045	2120	2159	2221	2236		2302	0018
Shrewsbury (SHR)	d	1923	1947				2046		2205					
Church Stretton (CTT)	d	1937					2101		2219					
Craven Arms (CRV)	d	1945					2109		2227					
Ludlow (LUD)	d	1954	2013				2117		2236					
Leominster (LEO)	d		2025				2128		2246					
Hereford (HFD)	a	2015	2038				2142		2301					
Hereford (HFD)	d	2018	2042				2144		2305					
Abergavenny (AGV)	d	2040	2105				2206		2328					
Pontypool And New Inn (PPL)	d						2216		2338					
Cwmbran (CWM)	d	2052	2118				2221		2343					
Newport (South Wales) (NWP)	a	2105	2130				2233		2356					
Cardiff Central (CDF)	a	2123	2146				2248		0017					
Bridgend (BGN)	a		2210				2309							
Port Talbot Parkway (PTA)	a		2224				2323							
Neath (NTH)	a		2231				2331							
Swansea (SWA)	a		2247				2345							
Llanelli (LLE)	a		2308				0004							
Carmarthen (CMN)	a		2340				0036							
Tenby (TEN)	a													
Pembroke Dock (PMD)	a													
Milford Haven (MFH)	a													
Fishguard Harbour (FGH)	a													

NOTES (see introductory pages for explanation of train operator codes and standard symbols)

- a Arrival time
- d Departure time
- x Stops on request
- B To Birmingham International
- D From London Euston
- E To Wolverhampton

North Wales, Chester, Wrexham, Manchester and Crewe to Shrewsbury, Hereford, Cardiff and Swansea

Sundays from 20 September

Operator	AW	AW	AW	AW	AW	AW	AW	AW	AW	AW	AW	AW	AW	AW	AW	AW	AW
Days of operation/Notes	AW	AW	AW	AW	AW	AW	AW	AW	AW	AW	AW	AW	AW	AW	AW	AW	AW
1st Class/Reservations/Bus/Ferry	AW	AW	AW	AW	AW	AW	AW	AW	AW	AW	AW	AW	AW	AW	AW	AW	AW
Catering facilities	AW	AW	AW	AW	AW	AW	AW	AW	AW	AW	AW	AW	AW	AW	AW	AW	AW
Holyhead (HHD)	d													1010			
Bangor (Gwynedd) (BNG)	d													1050			
Llandudno (LLD)	d																
Llandudno Junction (LLJ)	d													1122			
Colwyn Bay (CWB)	d													1128			
Rhyl (RHL)	d													1142			
Chester (CTR)	d				0920		1033				1132		1207	1225		1301	1334
Wrexham General (WRX)	d				0935		1050a				1148		1224a	1240		1318a	1349
Ruabon (RUA)	d				0942						1155			1247			1356
Chirk (CRK)	d				0949						1201			1254			1403
Gobowen (GOB)	d				0955						1207			1259			1408
Manchester Piccadilly (MAN)	d					0930		1030				1129			1231		
Stockport (SPT)	d					0941		1040				1139			1241		
Wilmslow (WML)	d					0951		1048				1149			1249		
Crewe (CRE)	d			0921		1012		1110		1125		1210			1310		1320
Nantwich (NAN)	d			0929		1020				1133							1328
Wrenbury (WRE)	d			0935x						1140x							1334x
Whitchurch (Shropshire) (WTC)	d			0943		1031				1148							1342
Prees (PRS)	d			0949x						1154x							1348x
Wem (WEM)	d			0955		1042				1159							1354
Yorton (YRT)	d			1000x						1204x							1359x
Shrewsbury (SHR)	a			1012	1014	1055		1142		1216	1226	1240		1318	1343	1411	1427
Shrewsbury (SHR)	d	0750				1101		1144	1208			1248		1324	1346		
Church Stretton (CTT)	d	0820				1116			1226					1339			
Craven Arms (CRV)	d	0840				1125			1235					1347			
Ludlow (LUD)	d	0855				1135		1210				1314		1356	1412		
Leominster (LEO)	d	0920				1146		1221				1325		1407	1423		
Hereford (HFD)	a	0950				1202		1236				1340		1422	1439		
Hereford (HFD)	d		1004			1208		1241				1342		1423	1449		
Abergavenny (AGV)	d		1026			1231		1304				1404		1445	1511		
Pontypool And New Inn (PPL)	d		1036			1241		1314				1414		1456			
Cwmbran (CWM)	d		1041			1248		1320				1420		1500	1524		
Newport (South Wales) (NWP)	a		1053			1258		1332				1433		1514	1536		
Cardiff Central (CDF)	a		1107			1316		1348				1449		1527	1555		
Bridgend (BGN)	a					1339		1433				1512			1623		
Port Talbot Parkway (PTA)	a					1356		1448				1527			1639		
Neath (NTH)	a					1403		1455				1534			1646		
Swansea (SWA)	a					1420		1510	1615c			1549			1700		
Llanelli (LLE)	a							1531	1551						1724		
Carmarthen (CMN)	a							1559							1754		
Tenby (TEN)	a																
Pembroke Dock (PMD)	a																
Milford Haven (MFH)	a							1700							1906		
Fishguard Harbour (FGH)	a																








NOTES (see introductory pages for explanation of train operator codes and standard symbols)

- a Arrival time
- d Departure time
- x Stops on request
- c Calls at Swansea after Llanelli

- A To Birmingham International
- B Via Llandrindod

North Wales, Chester, Wrexham, Manchester and Crewe to Shrewsbury, Hereford, Cardiff and Swansea

Sundays from 20 September

Operator Days of operation/Notes 1st Class/Reservations/Bus/Ferry Catering facilities	AW ◇ ⚓	AW ◇	AW ◇	AW ◇	AW ◇	AW C ◇	AW A ◇ ⚓	AW 1 ◇ ⚓	AW ◇	AW ◇	AW ◇	AW ◇	AW A ◇	AW ◇	AW ◇	AW ◇ ⚓	AW ◇
Holyhead (HHD) 	d																1626
Bangor (Gwynedd) (BNG)	d																1704
Llandudno (LLD)	d																
Llandudno Junction (LLJ)	d																1723
Colwyn Bay (CWB)	d																1729
Rhyl (RHL)	d																1744
Chester (CTR)	d		1400		1500		1535		1615		1713		1735		1810		1825
Wrexham General (WRX)	d		1417a		1517a		1551		1632a		1730a		1750		1827a		1840
Ruabon (RUA)	d						1558						1757				1847
Chirk (CRK)	d						1605						1804				1854
Gobowen (GOB)	d						1610						1809				1859
Manchester Piccadilly (MAN) 	d	1330		1430				1530		1630				1730			1830
Stockport (SPT)	d	1340		1440				1539		1640				1740			1840
Wilmslow (WML)	d	1349		1449				1549		1649				1749			1849
Crewe (CRE) 	d	1410		1510		1520		1610		1710		1720		1810			1910
Nantwich (NAN)	d				1528							1728					
Wrenbury (WRE)	d				1534x							1734x					
Whitchurch (Shropshire) (WTC)	d				1542							1742					
Prees (PRS)	d				1548x							1748x					
Wem (WEM)	d				1554							1754					
Yorton (YRT)	d				1559x							1759x					
Shrewsbury (SHR)	a	1441		1541	1611		1629	1643		1741		1811	1829	1840		1919	1941
Shrewsbury (SHR)	d	1443		1543		1620		1649		1743				1843		1923	1950
Church Stretton (CTT)	d	1458				1640		1704						1858		1937	
Craven Arms (CRV)	d	1506				1649		1713						1906		1945	
Ludlow (LUD)	d	1515		1608				1723		1808				1915		1954	2015
Leominster (LEO)	d	1527		1620				1734		1819						2004	2026
Hereford (HFD) 	a	1541		1636				1749		1835				1937		2018	2040
Hereford (HFD)	d	1546		1650				1750		1837				1937		2021	2042
Abergavenny (AGV)	d	1609		1713				1813		1859				2000		2044	2104
Pontypool And New Inn (PPL)	d	1619						1823		1910						2054	
Cwmbran (CWM)	d	1625		1725				1830		1915				2013		2059	2118
Newport (South Wales) (NWP)	a	1639		1739				1840		1928				2024		2112	2130
Cardiff Central (CDF) 	a	1656		1755				1854		1943				2042		2130	2147
Bridgend (BGN)	a	1727		1829				1916		2014				2110			2210
Port Talbot Parkway (PTA)	a	1742		1844				1932		2029				2124			2225
Neath (NTH)	a	1749		1852				1940		2037				2131			2232
Swansea (SWA)	a	1802		1907		2030c		1955		2052				2148			2247
Llanelli (LLE) 	a			1932		2004											2309
Carmarthen (CMN)	a			2001													2340
Tenby (TEN)	a																
Pembroke Dock (PMD)	a																
Milford Haven (MFH)	a			2116													
Fishguard Harbour (FGH) 	a																









NOTES (see introductory pages for explanation of train operator codes and standard symbols)

- a Arrival time
- d Departure time
- x Stops on request
- c Calls at Swansea after Llanelli

- A To Birmingham International
- C Via Llandrindod. To Cardiff Central

North Wales, Chester, Wrexham, Manchester and Crewe to Shrewsbury, Hereford, Cardiff and Swansea

Sundays from 20 September

Operator Days of operation/Notes 1st Class/Reservations/Bus/Ferry Catering facilities	VT D 111 X	AW ◇	AW A ◇	AW ◇	AW A ◇	AW ◇	AW E ◇	AW ◇	AW ◇	AW ◇
Holyhead (HHD) 	d				1825					
Bangor (Gwynedd) (BNG)	d				1905					
Llandudno (LLD)	d									
Llandudno Junction (LLJ)	d				1923					
Colwyn Bay (CWB)	d				1929					
Rhyl (RHL)	d				1943					
Chester (CTR)	d	1913		1938	2027		2127		2206	2302
Wrexham General (WRX)	d	1927a		1954			2142		2223a	
Ruabon (RUA)	d			2001			2149			
Chirk (CRK)	d			2008			2156			
Gobowen (GOB)	d			2013			2201			
Manchester Piccadilly (MAN) 	d				1930		2030			
Stockport (SPT)	d				1940		2040			
Wilmslow (WML)	d				1949		2049			
Crewe (CRE) 	d		1920		2016	2050	2110		2145	2330
Nantwich (NAN)	d		1928				2117		2153	2337
Wrenbury (WRE)	d		1934x				2123x		2159x	2343x
Whitchurch (Shropshire) (WTC)	d		1942				2130		2207	2350
Prees (PRS)	d		1948x				2136x		2213x	2356x
Wem (WEM)	d		1954				2141		2219	0002
Yorton (YRT)	d		1959x				2146x		2224x	0007x
Shrewsbury (SHR)	a		2011	2033	2047	2120	2159	2221	2236	0018
Shrewsbury (SHR)	d				2047		2204			
Church Stretton (CTT)	d				2101		2219			
Craven Arms (CRV)	d				2109		2227			
Ludlow (LUD)	d				2118		2236			
Leominster (LEO)	d				2130		2247			
Hereford (HFD) 	a				2145		2302			
Hereford (HFD) 	d				2146		2305			
Abergavenny (AGV)	d				2209		2328			
Pontypool And New Inn (PPL)	d				2219		2338			
Cwmbran (CWM)	d				2224		2343			
Newport (South Wales) (NWP)	a				2236		2356			
Cardiff Central (CDF) 	a				2251		0017			
Bridgend (BGN)	a				2319					
Port Talbot Parkway (PTA)	a				2336					
Neath (NTH)	a				2344					
Swansea (SWA)	a				2359					
Llanelli (LLE) 	a									
Carmarthen (CMN)	a									
Tenby (TEN)	a									
Pembroke Dock (PMD)	a									
Milford Haven (MFH)	a									
Fishguard Harbour (FGH) 	a									

NOTES (see introductory pages for explanation of train operator codes and standard symbols)

- a Arrival time
- d Departure time
- x Stops on request
- A To Birmingham International
- D From London Euston
- E To Wolverhampton